

CATALOGUE
2019

The RUBI logo is a diamond-shaped emblem with a red upper half and a black lower half, separated by a white border. The word "RUBI" is written in white, bold, sans-serif capital letters across the black section.

RUBI





01

CORPORATE INFORMATION



4
19


02

MANUAL TILE CUTTING

- Manual Tile Cutters.
- Manual Tile Cutter accessories.
- Manual Tile Cutters for building materials.



20
67



03

SLAB SYSTEM. CUTTING AND HANDLING LARGE-SIZED TILE

- Cutting large tile.
- Handling large tile.
- Installing large tile.



68
79



04

ELECTRIC TILE CUTTING

- Electric cutters and mitre saws.
- Circular Saw and Vacuum Cleaner.



80
111



05

DIAMOND BLADES

- Dry cutting diamond blades.
- Wet cutting diamond blades.



112
125




06

DRILLING

- Tools for drilling ceramic tile, stoneware, marble, granite and other materials.



126
137



07

GRINDING & POLISHING

- Grinding wheels and blades.
- Blades and Polishing pads.



140
145





08

MIXING

- Electric Mixers.
- Mixing Paddles.



146

159



09

TOOLS FOR FIXING TILES AND FINISHINGS

- Trowels, notched trowels, floats, rubber trowels and spatulas.
- Markers, chisels, templates and auxiliary tools for tiling.
- Mallets, Nippers and Grout Mortar Applicators.



160

197



10

ACCESSORIES FOR TILE FIXING AND FINISHING

- Measurement and guides.
- Tile Spacers.
- Levelling Systems.



198

217



11

RUBBER PRODUCTS FOR CONSTRUCTION

- Rubble Chutes.
- Rubber Products for Construction.
- Plastic Products for Construction.



218

242



12

SAFETY EQUIPMENT

- Safety equipment for building professionals.



243

247



13

ACCESSORIES FOR CLEANING AND FINISHING

- Products & Accessories for cleaning and finishing of tiles.
- Cleaners and Polishers.



248

265



14

PAL BOX AND DISPLAYS

- Index by References.




266

274





A BRAND WITH HISTORY



1ST WORKSHOP
RUBÍ, BARCELONA



1951

NEW HEADQUARTERS
RUBÍ, BARCELONA



1982

RUBI ITALIA
ITALY



1990

RUBIFRANCE
FRANCE



1997

RUBI GROUP TIMELINE

From the very start, Germans Boada has had a clear international focus, which is reflected in its growing presence around the world.

1962

FIRST FACTORY
RUBÍ, BARCELONA



1984

LUSARUBI
PORTUGAL



1996

NEW WAREHOUSES
RUBÍ, BARCELONA



1999

RUBITOOLS USA
USA



Germans Boada, S.A., RUBI® was created in 1951 based on the invention of a manual cutter for hydraulic mosaic tiles. This new tool, which was given the name RUBI®, served as the pillar for the development of a solid company that today designs, manufactures and distributes machinery and tools for cutting, installing and maintaining ceramic tiles.

Its international outlook means that Germans Boada, S.A. is now a global company with a presence in more than 100 countries and a large network of branches and subsidiaries throughout the world.



RUBIDEUTSCHLAND
GERMANY



2000

RUBI UK
UK & IRELAND



2005

RUBI POLSKA
POLAND



2006

RUBI CANADA
CANADA



2013

GERMANS BOADA MEXICO SA DE CV
MEXICO



2016

2001

PRODUCTION AND LOGISTICS CENTRE
SANTA OLIVA, TARRAGONA



2005

SUZHOU RUBI TECHNOLOGIES
CHINA



2007

RUBI BENELUX BV.
BENELUX



2014

RUBI KANGURO SL
ALICANTE



RUBI® PRODUCTS

INNOVATION AND DESIGN

TO SERVE THE USER



1ST CUTTER FOR
HYDRAULIC
MOSAIC TILES

1951



SCORING WHEELS WITH
TUNGSTEN
ROLLER GUIDE

1959



MAXI BREAKER
WITH 1000 KG OF POWER

1973



PRACTIC CUTTER
ADIFAD GOLD
DELTA AWARD

1984



TX MANUAL
CUTTER

1993



TX-1200
MANUAL CUTTER

1996

TOOLS TIMELINE

Since inventing its first manual cutter, RUBI has not stopped innovating, improving its products and expanding the line to include everything required to correctly install ceramic tiles.

1953

GOLD MEDAL
NATIONAL INVENTION
EXHIBITION



1963

**CUTTER WITH
INTEGRATED
IMPACT
BREAKER**



1979

**TS MANUAL
CUTTER**



1988

**ELECTRIC CUTTER
DIAMANT D-200**



1994

**ELECTRIC MIXER
RUBIMIX**



1997













**ADIFAD HONOURABLE
MENTION
DELTA AWARD**
ELECTRIC CUTTER
DIAMANT DS-230



The RUBI® product line is constantly evolving to respond to changes in materials and their applications, to provide construction professionals with a specialized and technically-advanced product line that includes the tools and machines that are needed for proper installation with perfect finishes.

RUBI®'s goal is to maintain its current position as a technological leader by strongly focusing on research, innovation, design and development.



 <p>ADIFAD SILVER DELTA AWARD AND IF AWARD TR-S CUTTER</p>	 <p>SILVER TROPHY TROPHÉE DU BATIMAT DESIGN POCKET MANUAL CUTTER</p>	 <p>TS-PLUS MANUAL CUTTER</p>	 <p>LARGE SIZE CUTTER SLIM CUTTER</p>	 <p>TZ MANUAL CUTTER</p>	 <p>ZERO-DUST SYSTEM FOR ELECTRIC CUTTERS</p>	 <p>ADIFAD/FAD DELTA AWARD SELECTION TILE LEVEL QUICK</p>
1999	2001	2005	2013	2016	2017	2018
<p>ADIFAD HONOURABLE MENTION DELTA AWARD RUBIFLEX ERGONOMIC HANDLE</p> 	<p>BRONZE TROPHY TROPHÉE DU BATIMAT DESIGN ELECTRIC CUTTER DIAMANT ND-125</p> 	<p>LEVELLING SYSTEM TILE LEVEL</p> 	<p>ELECTRIC CUTTER DU-200 EVO</p> 	<p>GROUT SCRAPER RUBISCRAPER</p> 	<p>ADIFAD/FAD DELTA AWARD SELECTION TZ MANUAL CUTTER</p> 	<p>ELECTRIC MIXERS RUBIMIX E-10 ENERGY</p> 
2001	2003	2010	2015	2016	2018	2019

PRODUCTION CAPACITY



The group's headquarters are in Rubí, near Barcelona, and the logistics and industrial centre is in Santa Oliva, Tarragona. These premises have 20,000 m² of floorspace and house the production plant and logistics centre, which is equipped with an automated warehouse and the most advanced order-management technology.

In addition to the capacity of the main plant, there are also factories in Alicante and in Suzhou, China that specialize in different product lines.



CUSTOMER SERVICE AND INTERNATIONAL DISTRIBUTION

In addition to the group's capacity to provide international service, GERMANS BOADA offers extensive support to the distribution channel; vendor training, demonstrations at points of sale and worksites, thanks to the fleet of mobile units, participation in trade fairs, promotional activity, support for new implementations, communication in the press, social networks and an active internet presence are a few of the actions aimed at ensuring good rotation of RUBI® products.

However, much of the success of RUBI®'s products is the result of the strength and recognition of the brand among professionals around the world, who see RUBI® as a guarantee of quality backed by highly reliable international after-sales service.





A NEW

CLUB RUBI® IS WAITING FOR YOU

THE LARGEST CLUB OF CONSTRUCTION PROFESSIONALS UPDATED WITH
NEW ADVANTAGES FOR ITS MEMBERS

In response to the requests of the members in more than 80 countries, Club RUBI® members will have access to exclusive promotions and direct rewards on their purchases of RUBI products.

So, in addition to receiving periodic training documents and free expansion of the warranty period of the cutters, Club RUBI® members will receive permanent rewards for their purchases and will receive personalized offers with exclusive promotions.



WELCOME TO CLUB RUBI

THE CLUB FOR PROFESSIONAL TILERS

A key element in the relationship between RUBI and the user.
For more than 15 years, the RUBI Club has served as a meeting point
for a large number of professionals from different parts of the world.

CLUB RUBI BENEFITS

CREATE AN ACCOUNT WITH:    



*The free extended warranty is exclusively for members, in certain lines.

Building Together

BENEFITS



FREE EXTENDED WARRANTY



EXCLUSIVE PROMOTIONS AND NEW DEVELOPMENTS



FREE PASSES TO TRADE FAIRS AND EVENTS



CERTIFIED TRAINING FOR RUBI PRODUCTS



CONTESTS AND DRAWS EXCLUSIVELY FOR MEMBERS



PARTICIPATION IN CHARITABLE PROJECTS

*When you purchase RUBI tools


ⓘ The conditions may vary from one country to another due to legal aspects.



ACTIVE LISTENING

TO USERS AND THEIR NEEDS

RUBI® is a brand that is specially targeted at ceramic tile fitters, whom it tries to get to know as much as possible, because having an understanding of their real needs is the key factor that determines the success of RUBI®'s products. For this reason, RUBI® is committed to opening as many lines of communication as possible with its end users, in order to stay up to date on their needs, suggestions and complaints.





Building Together

WELCOME TO
CLUB RUBI

THE CLUB FOR PROFESSIONAL TILERS

A key element in the relationship between RUBI and the user.
For more than 15 years, the RUBI Club has served as a meeting point
for a large number of professionals from different parts of the world.

CLUB RUBI BENEFITS

CREATE AN ACCOUNT
with



TRAINING

With its clear orientation towards its users, RUBI® maintains its commitment to training, collaborating with professional associations and schools in the sector around the world, in addition to offering its customers the RUBI® School for Construction Professionals, located next to its central logistics centre.

Lastly, in order to dignify the construction trades and show the evolution of the tools, RUBI® has a “Construction Tools” Exhibit Space that is visited by more than 4,000 people every year.





CLUB RUBI APP

WWW.RUBI.COM



THE FIRST APP THAT GIVES YOU
REWARDS
FOR YOUR PURCHASES



The Club RUBI APP rewards your loyalty.
Discover all of the advantages!

-  **EXTENDED WARRANTY**
-  **EXCLUSIVE PROMOTIONS**
-  **INCREASE YOUR POINTS**
-  **MULTIMEDIA CATALOGUE**



DOWNLOAD IT NOW
AND START ACCUMULATING POINTS

SOCIAL RESPONSIBILITY


The Germans Boada group believes in a model of sustainable development that is socially balanced and respectful to the environment.

As part of the “Building Together” programme, Germans Boada, the group’s personnel, Club RUBI and all of its members collaborate with foundations and NGOs on charitable projects, both locally and in developing countries.

In addition, in response to the group’s environmental concerns, sustainability and reduced environmental impact criteria are applied when designing RUBI products, creating tools with components that can be easily recycled and reused.









02

MANUAL TILE CUTTING

MANUAL TILE CUTTERS

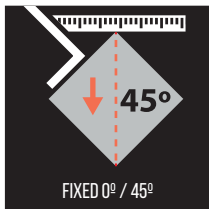
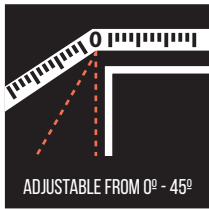
MANUAL TILE CUTTER ACCESSORIES

MANUAL CUTTERS FOR BUILDING MATERIALS

SELECTION TABLE



INTENSIVE USE



	cm	inch
TZ	155	61"
TX-MAX	125	49 3/16"
TX-N	125	49 3/16"
TP	93	36 5/8"

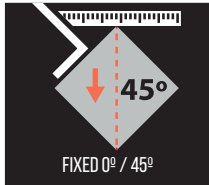
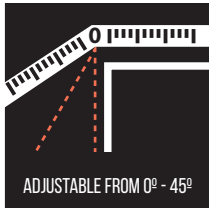
	cm	inch
TZ	155	61"
TX-MAX	125	49 3/16"
TX-N	125	49 3/16"
TP	93	36 5/8"
TQ	102	40"
TR-MAGNET	71	28"

	cm	inch
TZ	155	61"
TX-MAX	125	49 3/16"
TX-N	125	49 3/16"
TP	93	36 5/8"
TQ	102	40"
TR-MAGNET	71	28"

TS-MAX	75	29"
TF-MAX	93	36 5/8"
SPEED-MAGNET	92	36"

TS-MAX	75	29"
TF-MAX	93	36 5/8"
SPEED-MAGNET	92	36"

PROFESSIONAL USE



TZ	155	61"
TX-MAX	125	49 3/16"
TX-N	125	49 3/16"
TP	93	36 5/8"
TR-MAGNET	71	28"
TQ	102	40"

TZ	155	61"
TX-MAX	125	49 3/16"
TX-N	125	49 3/16"
TP	93	36 5/8"
TR-MAGNET	71	28"
TQ	102	40"

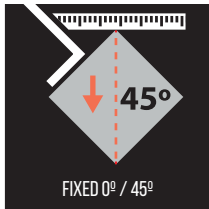
TZ	155	61"
TX-MAX	125	49 3/16"
TX-N	125	49 3/16"
TP	93	36 5/8"
TR-MAGNET	71	28"
TQ	102	40"

TS-MAX	75	29"
TF-MAX	93	36"
SPEED-MAGNET	92	36"

TS-MAX	75	29"
TF-MAX	93	36"
SPEED-MAGNET	92	36"
SPEED-N	92	36"
FAST	85	35"
STAR-MAX	65	26"
STAR	63	24"

TS-MAX	75	29"
TF-MAX	93	36"
SPEED-MAGNET	92	36"
SPEED-N	92	36"
FAST	85	35"
STAR-MAX	65	26"
STAR	63	24"

OCCASIONAL USE



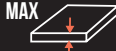





SPEED-N	92	36"
FAST	85	35"
STAR-MAX	65	26"

SPEED-N	92	36"
FAST	85	35"
STAR-MAX	65	26"
STAR	63	24"
POCKET	51	20 1/16"
PRACTIC	61	24 1/16"

SPEED-N	92	36"
FAST	85	35"
STAR-MAX	65	26"
STAR	63	24"
POCKET	51	20 1/16"
PRACTIC	61	24 1/16"
BASIC	61	24 1/16"
TEN-BRICK	10	3/8"

TECHNICAL SPECIFICATIONS

						
TZ	155 CM	110 X 110 CM	3-21 MM	1500 KG	-	33 KG
	61 1/16"	43 5/16" X 43 5/16"	1/8-13/16"	3307 LB	-	73 LB
TX-MAX	125 CM	85 X 85 CM	3-21 MM	1200 KG	-	26 KG
	49 3/16"	33 7/16" X 33 7/16"	1/8-13/16"	? LB	-	? LB
TX-N	125 CM	85 X 85 CM	6-20 MM	1000 KG	-	33.5 KG
	49 3/16"	33 7/16" X 33 7/16"	1/4-13/16"	2205 LB	-	73.9 LB
TR-MAGNET	71 CM	50 X 50 CM	3-15 MM	800 KG	-	15.5 KG
	27 15/16"	20 X 20"	1/8-9/16"	1764 LB	-	34.2 LB
TQ	102 CM	70 X 70 CM	5-15 MM	800 KG	16,8 KG	-
	40 3/16"	27 9/16" X 27 9/16"	3/16 - 9/16"	1764 LB	? LB	-
TP-S	125 CM	85 X 85 CM	5-20 MM	1000 KG	15.9 KG	? KG
	49 3/16"	33 7/16" X 33 7/16"	3/16-13/16"	2205 LB	35.1 LB	? LB
TP-T	125 CM	85 X 85 CM	5-20 MM	1000 KG	15.9 KG	? KG
	49 3/16"	33 7/16" X 33 7/16"	3/16-13/16"	2205 LB	35.1 LB	? LB
TS-MAX	75 CM	53 X 53 CM	6-15 MM	800 KG	-	15,1 KG
	29 1/2"	20 7/8" X 20 7/8"	1/4-9/16"	1764 LB	-	? LB
TF-MAX	93 CM	65 X 65 CM	6-15 MM	800 KG	14,9 KG	-
	36 5/8"	25 9/16" X 25 9/16"	1/4-9/16"	1764 LB	32.8 LB	-
SPEED MAGNET	92 CM	65 X 65 CM	3-15 MM	800 KG	12 KG	-
	36 1/4"	25 9/16" X 25 9/16"	1/8-9/16"	1764 LB	26 LB	-
SPEED-N	92 CM	65 X 65 CM	5-15 MM	-	11 KG	-
	36 1/4"	25 9/16" X 25 9/16"	3/16 - 9/16"	-	24 LB	-
FAST	85 CM	60 X 60 CM	12 MM	-	7,5 KG	-
	33 7/16"	24 X 24"	1/2"	-	16.5 LB	-
STAR-MAX	65 CM	45 X 45 CM	12 MM	-	4,8 KG	-
	25 9/16"	17 11/16" X 17 11/16"	1/2"	-	10.6 LB	-
STAR	63 CM	45 X 45 CM	12 MM	-	4,3 KG	-
	25 9/16"	17 11/16" X 17 11/16"	1/2"	-	9.5 LB	-
POCKET	51 CM	36 X 36 CM	12 MM	-	3,4 KG	3,9 KG
	20 1/16"	14 3/16" X 14 3/16"	1/2"	-	7.5 LB	8.6 LB
PRACTIC	61 CM	43 X 43 CM	10 MM	-	4,9 KG	-
	24 1/16"	16 15/16" X 16 15/16"	3/8"	-	10.8 LB	-
BASIC	61 CM	43 X 43 CM	10 MM	-	3,5 KG	-
	24 1/16"	16 15/16" X 16 15/16"	3/8"	-	7.7 LB	-
TEN BRICK	-	-	10 MM	-	0,2 KG	-
	-	-	3/8"	-	0.4 LB	-

The information corresponds to the largest model of each machine.



RUBI

TZ

MAXIMUM POWER, THE MOST ADVANCED MANUAL CUTTER IN THE MARKET.

For intensive cutting of all types of ceramic and porcelain tiles.

- Excellent performance breaking system: Clean cuts with soft motion.
- Robust chassis, guides and breaking system.
- Swivel square with central pivot for fast and accurate measurements in angle cutting.
- Adjustable lateral stop for repetitive cuts.
- Support base for excellent tile placement.
- Easy to transport: rubber wheels with bearings and handle.
- Interchangeable scoring wheels ranging from Ø 8mm -22mm.
- Includes Ø 8mm and 22mm EXTREME scoring wheels. Reinforced textile bag for transport and protection.
- On models 1300/1550:
 - The carrying case of these models includes 2 built-in wheels.



TZ-850
TZ-1020

TZ-1300
TZ-1550



1

Powerful breaking system (up to 1.500 kg), operable with just one hand.

2

Accurate with soft slider movements.

3

Large cutting capacity, up to 21mm thickness. Ideal for large format tiles*.

4


Robust with a foldable structure for high strength and easy transportation.

	REF								
TZ-850	17952	√	33 7/16" 85 cm	24x24" 60x60 cm	1/8-13/16" 3-21 mm	3307 Lb 1500 kg	49.4 Lb 22.4 kg	1	12
TZ-1020	17951	√	40 3/16" 102 cm	27 9/16x27 9/16" 70x70 cm	1/8-13/16" 3-21 mm	3307 Lb 1500 kg	54.2 Lb 24.6 kg	1	12
TZ-1300	17953	√	51 3/16" 130 cm	35 7/16x35 7/16" 90x90 cm	1/8-13/16" 3-21 mm	3307 Lb 1500 kg	66 Lb 30 kg	1	9
TZ-1550	17954	√	61 1/16" 155 cm	43 5/16x43 5/16" 110x110 cm	1/8-13/16" 3-21 mm	3307 Lb 1500 kg	73 Lb 33 kg	1	6

*Some materials with a thickness greater than 15 mm may be difficult to cut manually due to physical characteristics, internal tensions and/or finish. We recommend making sample cuts to determine product compatibility and alternatively suggest cutting these types of material using an electric tile cutter.

ACCESSORIES

18980 -Maintenance Kit




RUBI

TX-MAX

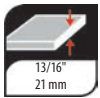
PROFESSIONAL MANUAL CUTTER WITH HIGH-PERFORMANCE MULTIPOINT BREAKER.

For professional cutting of all types of ceramic tile, ideal for porcelain stoneware and extruded stoneware.

- Head with extra-long aluminium sliders with "self-lubricating" friction bushings.
- Portable breaker with aluminium pressure pad, equipped with plastic protector to avoid marking delicate surfaces. Better visibility of the scoring and cutting zone.
- The pressure pad is locked by a ratchet mechanism and is unlocked by the trigger, allowing one-handed scoring and breaking. Faster use. Increases performance with both thin and thick materials.
- Injected-aluminium base, reinforced with a central rib, for increased strength.
- Floating tables and supplementary arms for large-size ceramic tile, increases cutting stability.
- Rotating square, with central pivot point and lateral end stop. Greater precision in angle cuts.
- Handle with soft grip for better ergonomics and comfort.
- Equipped with 8 mm and 22 mm EXTREME scoring wheels. Compatible with the entire plus line of scoring wheels.
- Includes a carrying case (the 1250 model is equipped with wheels to transport the machine).



◀ TX-710 MAX



1

Highly precise scoring.

2

Entire system highly efficient.

3

Reinforced components. Heavy duty.

4

High breaking power (1,200 kg) - MASTER POWER. One-handed operation.

	REF								
TX-710 MAX	17909	√	27 15/16" 71 cm	20x20" 50x50 cm	1/8-13/16" 3-21 mm	2646 Lb 1200 kg	29.3 Lb 13.3 kg	1	10
TX-1020 MAX	17915	√	40 3/16" 102 cm	27 9/16x27 9/16" 70x70 cm	1/8-13/16" 3-21 mm	2646 Lb 1200 kg	42.8 Lb 19.4 kg	1	10
TX-1250 MAX	17921	√	49 3/16" 125 cm	33 7/16x33 7/16" 85x85 cm	1/8-13/16" 3-21 mm	2646 Lb 1200 kg	57 Lb 26 kg	1	10

* There are some ceramic materials over 15mm thick which, due to their physical properties, possible inner or surface tensions, are difficult to cut manually. It is recommended to make some sample cuts to determine the compatibility of the product.

ACCESSORIES

18980 - Maintenance Kit



RUBI

TX-N

**ROBUST & ACCURATE CUTTER WITH ANGULAR MEASUREMENT SYSTEM
SUITABLE FOR CUTTING VERY HARD MATERIALS.**

**For intensive cutting of ceramic tiles, also ideal for porcelain
tiles and extruded tiles.**

- Reinforced breaking feet.
- For large format tiles
- Quick clamping system for the square.
- Lateral stop for repetitive cuts.
- Two-layer base with shock absorption.
- Aluminium base of high strength.
- Heavy duty transport case included
- Interchangeable scoring wheels from $\varnothing 5/16"$ (8mm) to $\varnothing 7/8"$ (22mm).
- With $\varnothing 5/16"$ (8mm) & $\varnothing 3/4"$ (18mm) scoring wheels.
- Includes set of wheels for better mobility (for TX-1200-N model only).



1

1.000kg power breaker, for cutting the hardest materials*.

2

Central pivot swivel square for quick and accurate measurement of angle cuts.

3

Double set of guides for greater visibility and flexion resistance.

4



Adaptable scoring wheels to every material to maximize performance and cutting quality.

	REF								
TX-700 N	17970	√	27 15/16" 71 cm	20x20" 50x50 cm	1/4-13/16" 6-20 mm	2205 Lb 1000 kg	48.9 Lb 22.2 kg	1	10
TX-900 N	17971	√	36 5/8" 93 cm	25 9/16x25 9/16" 65x65 cm	1/4-13/16" 6-20 mm	2205 Lb 1000 kg	52.7 Lb 23.9 kg	1	10
TX-1200 N	17974	√	49 3/16" 125 cm	33 7/16x33 7/16" 85x85 cm	1/4-13/16" 6-20 mm	2205 Lb 1000 kg	73.9 Lb 33.5 kg	1	10

*Some materials with a thickness greater than 15 mm may be difficult to cut manually due to physical characteristics, internal tensions and/or finish. We recommend making sample cuts to determine product compatibility and alternatively suggest cutting these types of material using an electric tile cutter.

ACCESSORIES

18980 - Maintenance Kit



RUBI

TR-MAGNET

SUITABLE FOR DIAGONAL CUTS WITH A REVOLVING SQUARE FOR HIGH ACCURACY.

For professional cutting of porcelain stoneware and intensive work with glazed stoneware tiles.

- Solid steel guides, Ø 20 mm, chrome-plated and rectified, with anti-corrosion treatment for increased torsional strength.
- Multipoint breaker 800 kg of power.
- Heavy-duty metal arms.
- Handle reinforced with SOFT-GRIP.
- Lateral end stop for making repetitive cuts.
- Base extension for large sizes.
- Two-layer base with shock-absorbing effect.
- High-strength aluminium base.
- Interchangeable scoring wheels from 6 to 22 mm.
- With Ø 6 and 10 mm scoring wheels and carrying case included.



1

Fast operating system with magnet, for one handed use.

2

Reinforced operating material. Increased breaking power.

3

Revolving square with central pivot for fast and accurate measurements for cutting angles.

4

Floating base with shock absorber for better tile breaking.

	REF								
TR-600 MAGNET	17905	√	24" 60 cm	16 9/16x16 9/16" 42x42 cm	1/8-9/16" 3-15 mm	1764 Lb 800 kg	30.6 Lb 13.9 kg	2	18
TR-710 MAGNET	17906	√	27 15/16" 71 cm	20x20" 50x50 cm	1/8-9/16" 3-15 mm	1764 Lb 800 kg	34.2 Lb 15.5 kg	1	15

ACCESSORIES

18980 -Maintenance Kit



RUBI

TQ-MAGNET

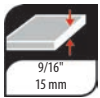
**SINGLE-GUIDE, WITH MULTIPOINT BREAKER AND ROTATING SQUARE.
GREATER PRECISION IN ANGLE CUTS.**

Ideal for professional cutting of porcelain stoneware and intensive cutting of glazed stoneware tiles.

- High precision.
- Chrome-plated trapezoidal guide.
- Rotating square, with central pivot point. More precise angle cuts.
- Injected-aluminium base for greater robustness.
- With lateral end stop for repetitive cuts and thin strips.
- Equipped with 2 additional aluminium arms, for large-sized ceramic tiles (Model 102).
- Handle with soft grip for better ergonomics and comfort.
- Equipped with Ø22 mm EXTREME scoring wheel. For ceramic tiles with rough or structured surfaces. Compatible with Ø22 mm scoring wheel (ref. 18914) for ceramic tiles with smooth surfaces.



◀ TQ-66 MAGNET
TQ-75 MAGNET



1

Single-guide head with 6 radial bearings for smoother, more precise sliding.

2

Self-adjusting bearing system (PATENTED). Does not require any adjustment by the user.

3

MAGNET System: The breaker can be locked and unlocked with one hand. Faster use.

4

Rotating square, with central pivot point. Greater precision in angle cuts.

REF							
TQ-66 MAGNET	14907	26" 66 cm	18 1/8x18 1/8" 46x46 cm	3/16-9/16" 5-15 mm	1764 Lb 800 kg	26 Lb 12 kg	1 12
TQ-75 MAGNET	14908	29 1/2" 75 cm	20 7/8x20 7/8" 53x53 cm	3/16-9/16" 5-15 mm	1764 Lb 800 kg	28 Lb 12.7 kg	1 12
TQ-102 MAGNET	14909	40 3/16" 102 cm	27 9/16x27 9/16" 70x70 cm	3/16-9/16" 5-15 mm	1764 Lb 800 kg	37 Lb 16.8 kg	1 -

ACCESSORIES

18980 - Maintenance Kit



RUBI

TP-S

SINGLE GUIDE WITH MULTIPOINT SEPARATOR AND ANGULAR MEASUREMENT.

For high quality cutting of ceramics, also ideal for porcelain tiles.

- Reinforced pressure pad.
- 12 mm reinforced guide. Greater bending resistance and increased precision.
- Lateral end stop for making repetitive precision cuts.
- Two-layer base with shock-absorbing effect. Base extension for large sizes. Carrying handle. (TP-66-S and TP-75-S).
- Assembly designed to be used by pushing the handle.
- RUBIFLEX bi-material handle.
- Ø 22mm EXTREME scoring wheel included. (Ref. 01901)



TP-66 S
TP-75 S



TP-102 S



1

Guide system highly resistant to impacts resulting in longer product life.

2








Ergonomic handle with incorporated separator for greater speed and ease of use.

3

Swivel bracket with central pivot for fast and accurate measurements.

4

Long-lasting laser engraved square.

REF								
TP-66 S	12954	26\" data-bbox="264 704 281 724"/> 66 cm	18 1/8x18 1/8\" data-bbox="354 704 411 724"/> 46x46 cm	3/16-13/16\" data-bbox="454 704 511 724"/> 5-20 mm	2205 Lb 1000 kg	25.4 Lb 11.5 kg	1	12
TP-75 S	12956	29 1/2\" data-bbox="264 730 281 750"/> 75 cm	20 7/8x20 7/8\" data-bbox="354 730 411 750"/> 53x53 cm	3/16-13/16\" data-bbox="454 730 511 750"/> 5-20 mm	2205 Lb 1000 kg	26 Lb 12 kg	1	12
TP-102 S	11900	40 3/16\" data-bbox="264 756 281 776"/> 102 cm	27 9/16x27 9/16\" data-bbox="354 756 411 776"/> 70x70 cm	3/16-13/16\" data-bbox="454 756 511 776"/> 5-20 mm	2205 Lb 1000 kg	-	1	-
TP-125 S	11973	49 3/16\" data-bbox="264 782 281 802"/> 125 cm	33 7/16x33 7/16\" data-bbox="354 782 411 802"/> 85x85 cm	3/16-13/16\" data-bbox="454 782 511 802"/> 5-20 mm	2205 Lb 1000 kg	-	1	-

*Some materials with a thickness greater than 15 mm may be difficult to cut manually due to physical characteristics, internal tensions and/or finish. We recommend making sample cuts to determine product compatibility and alternatively suggest cutting these types of material using an electric tile cutter.

ACCESSORIES

18980 -Maintenance Kit





RUBI

TP-T


SINGLE GUIDE CUTTER WITH MULTIPPOINT SEPARATOR AND ANGULAR MEASUREMENT.

For intensive cutting of ceramic tile, also ideal for porcelain tile.

- Reinforced pressure pad. 12 mm reinforced guide. Greater bending resistance and increased precision. Lateral end stop for making repetitive precision cuts. Two-layer base with shock-absorbing effect. Base extension for large sizes. Carrying handle. (TP-66-T and TP-75-T).
- Assembly designed to be used by pulling the handle.
- RUBIFLEX bi-material handle. Ergonomic and heavy duty construction.
- Cut thickness adjustment system with 3 settings (6-9 mm/9-12 mm/12-20 mm)*, fast and precise.
- Ø 22mm EXTREME scoring wheel included. (Ref. 01901)



TP-66 T
TP-75 T



TP-102 T



1

Single guide system highly resistant to impacts. Longer life.

2

Separator set with height adjustment. Optimum separation for each thickness.

3

Swivel bracket with central pivot for fast and accurate measurement of angular cuts.

4

Long-lasting laser engraved square.

REF								
TP-66 T	12955	26" 66 cm	18 1/8x18 1/8" 46x46 cm	3/16-13/16" 5-20 mm	2205 Lb 1000 kg	25.4 Lb 11.5 kg	1	12
TP-75 T	12957	29 1/2" 75 cm	20 7/8x20 7/8" 53x53 cm	3/16-13/16" 5-20 mm	2205 Lb 1000 kg	26 Lb 12 kg	1	12
TP-102 T	11901	40 3/16" 102 cm	27 9/16x27 9/16" 70x70 cm	3/16-13/16" 5-20 mm	2205 Lb 1000 kg	-	1	-
TP-125 T	11974	49 3/16" 125 cm	33 7/16x33 7/16" 85x85 cm	3/16-13/16" 5-20 mm	2205 Lb 1000 kg	-	1	-

*Some materials with a thickness greater than 15 mm may be difficult to cut manually due to physical characteristics, internal tensions and/or finish. We recommend making sample cuts to determine product compatibility and alternatively suggest cutting these types of material using an electric tile cutter.






RUBI

TS-MAX

AUTHENTIC & ORIGINAL: LIGHTWEIGHT AND FUNCTIONAL WITH HIGH PERFORMANCE BREAKER.

For professional cutting of porcelain stoneware and intensive work with glazed stoneware tiles.

- Bigger reinforced base for a higher comfort and better stability when cutting.
- Powerful single point breaker. Up to 800 kg breaking pressure.
- Double guide for direct view of scoring/cutting line.
- Chromed steel guides, rectified and calibrated, with anti-rust treatment.
- Lateral stop for repetitive straight and 45° cuts.
- Interchangeable scoring wheels ranging from Ø 6mm to 22 mm.
- Includes Ø 6mm and 10 mm scoring wheels and a transport case with reinforced locks and hinges.



1

Progressive breaking system
"SMART POWER" adapts to
different material hardness.

2

Wide base. Greater base surface
for higher stability and cutting
quality.

3

Reinforced components for heavy
duty work. High durability.

4

Ergonomic handles. Maximum
comfort.

	REF								
TS-43 MAX	18920	√	16 15/16" 43 cm	12x12" 30x30 cm	1/4-9/16" 6-15 mm	1764 Lb 800 kg	19.4 Lb 8.8 kg	1	24
TS-57 MAX	18921	√	22 7/16" 57 cm	16x16" 40x40 cm	1/4-9/16" 6-15 mm	1764 Lb 800 kg	21.8 Lb 9.9 kg	1	24
TS-66 MAX	18922	√	26" 66 cm	18 1/8x18 1/8" 46x46 cm	1/4-9/16" 6-15 mm	1764 Lb 800 kg	29.5 Lb 13.4 kg	1	20
TS-75 MAX	18923	√	29 1/2" 75 cm	20 7/8x20 7/8" 53x53 cm	1/4-9/16" 6-15 mm	1764 Lb 800 kg	33.3 Lb 15.1 kg	1	20
TS-43 MAX (GREY)	18972	√	16 15/16" 43 cm	12x12" 30x30 cm	1/4-9/16" 6-15 mm	1764 Lb 800 kg	19.4 Lb 8.8 kg	1	24
TS-57 MAX (GREY)	18973	√	22 7/16" 57 cm	16x16" 40x40 cm	1/4-9/16" 6-15 mm	1764 Lb 800 kg	21.8 Lb 9.9 kg	1	24
TS-66 MAX (GREY)	18974	√	26" 66 cm	18 1/8x18 1/8" 46x46 cm	1/4-9/16" 6-15 mm	1764 Lb 800 kg	29.5 Lb 13.4 kg	1	20
TS-75 MAX (GREY)	18975	√	29 1/2" 75 cm	20 7/8x20 7/8" 53x53 cm	1/4-9/16" 6-15 mm	1764 Lb 800 kg	33.3 Lb 15.1 kg	1	20



RUBI

TF-MAX

ROBUST AND FUNCTIONAL MANUAL TILE CUTTER.

For professional cutting of porcelain stoneware and intensive work with glazed stoneware tiles.

- 800kg high performance single point breaker.
- Double guide for better visibility of the scoring line .
- Chromed steel guides, calibrated and rectified, with anti corrosion treatment.
- Lateral stop for straight and 45° repetitive cuts.
- Interchangeable scoring wheels available, ranging between Ø 6mm-22mm.
- Ø 8mm scoring wheel included.



1

2

3

4

Progressive breaking system "SMART POWER", adaptable to each material.

Wooden base with waterproof protection for high durability.


Reinforced components for heavy duty work.

Ergonomic handles for maximum comfort.

	REF									
TF-66 MAX	15930	-	26" 66 cm	18 1/8x18 1/8" 46x46 cm	1/4-9/16" 6-15 mm	1764 Lb 800 kg	24 Lb 11 kg	-	1	20
TF-66 MAX WITH CASE	15931	✓	26" 66 cm	18 1/8x18 1/8" 46x46 cm	1/4-9/16" 6-15 mm	1764 Lb 800 kg	24 Lb 11 kg	32 Lb 14.5 kg	1	12
TF-93 MAX	15932	-	36 5/8" 93 cm	25 9/16x25 9/16" 65x65 cm	1/4-9/16" 6-15 mm	1764 Lb 800 kg	32.8 Lb 14.9 kg	-	1	15

ACCESSORIES

18980 -Maintenance Kit



RUBI

SPEED-MAGNET

FOR THE MOST DEMANDING TILING PROJECTS.

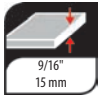
For professional cutting of all types of ceramic tiles.

- Solid 20mm steel guides. Chromed and rectified with anti-corrosion treatment for greater resistance to twisting.
 - Multipoint breaker 800kg power.
 - Reinforced SOFT-GRIP handle.
 - Lateral stop for repetitive cuts and 45 degrees square.
 - Interchangeable scoring wheels ranging between Ø 6mm-22mm.
 - Scoring wheel Ø 8 mm. included.
 - Direct view of scoring and cutting line.
-
- 72/92 models:
 - Aluminum lateral support and bigger breaker system.



SPEED-62 MAGNET

SPEED-72 MAGNET
SPEED-92 MAGNET



1

Quick speed system with magnet, ideal for one-handed use. Easy and fast to use.

2

Great visibility during scoring.

3

Reinforced structured elements. High breaking power.

4

Aluminum base for robustness. Light and easy to transport.

	REF									
SPEED-62 MAGNET WITH CASE	14988	√	24 7/16" 62 cm	17 5/16x17 5/16" 44x44 cm	1/8-9/16" 3-15 mm	1764 Lb 800 kg	18 Lb 8 kg	25.4 Lb 11.5 kg	2	24
SPEED-72 MAGNET WITH CASE	14989	√	28 3/8" 72 cm	20 1/16x20 1/16" 51x51 cm	1/8-9/16" 3-15 mm	1764 Lb 800 kg	20.9 Lb 9.5 kg	30 Lb 13.6 kg	2	18
SPEED-92 MAGNET WITH CASE	14990	√	36 1/4" 92 cm	25 9/16x25 9/16" 65x65 cm	1/8-9/16" 3-15 mm	1764 Lb 800 kg	26 Lb 12 kg	37 Lb 16.8 kg	1	18
SPEED-62 MAGNET	14980	-	24 7/16" 62 cm	17 5/16x17 5/16" 44x44 cm	1/8-9/16" 3-15 mm	1764 Lb 800 kg	18 Lb 8 kg	-	2	30
SPEED-72 MAGNET	14981	-	28 3/8" 72 cm	20 1/16x20 1/16" 51x51 cm	1/8-9/16" 3-15 mm	1764 Lb 800 kg	20.9 Lb 9.5 kg	-	1	35
SPEED-92 MAGNET	14982	-	36 1/4" 92 cm	25 9/16x25 9/16" 65x65 cm	1/8-9/16" 3-15 mm	1764 Lb 800 kg	26 Lb 12 kg	-	1	28

ACCESSORIES

18980 - Maintenance Kit



RUBI

SPEED-N

THE MOST VERSATILE TILE CUTTER IN IT'S RANGE.

For professional cutting of glazed stoneware and tiles and occasionally for porcelain tiles.

- With lateral stop for repetitive cuts and 45 degree squares.
 - Interchangeable scoring wheels ranging between Ø 6mm to 10mm.
 - Scoring wheel Ø 8 mm. included.
 - Direct vision of scoring and cutting line.
-
- 72/92 models;
 - Aluminum lateral support.



1

Reinforced structured elements.
High breaking power.

2

Chromed and rectified steel guides, with anticorrosion treatment. Higher durability.

3

Aluminum base for higher robustness.

4

Light and easy to transport.

	REF									
SPEED-62 N WITH CASE	14985	√		24 7/16" 62 cm	17 5/16x17 5/16" 44x44 cm	3/16-9/16" 5-15 mm	15 Lb 7 kg	23.4 Lb 10.6 kg	2	24
SPEED-72 N WITH CASE	14986	√		28 3/8" 72 cm	20 1/16x20 1/16" 51x51 cm	3/16-9/16" 5-15 mm	18.1 Lb 8.2 kg	27.6 Lb 12.5 kg	2	18
SPEED-92 N WITH CASE	14987	√		36 1/4" 92 cm	25 9/16x25 9/16" 65x65 cm	3/16-9/16" 5-15 mm	24 Lb 11 kg	35.1 Lb 15.9 kg	1	18
SPEED-62 N	14975	-		24 7/16" 62 cm	17 5/16x17 5/16" 44x44 cm	3/16-9/16" 5-15 mm	15 Lb 7 kg	0 Lb - kg	2	30
SPEED-72 N	14976	-		28 3/8" 72 cm	20 1/16x20 1/16" 51x51 cm	3/16-9/16" 5-15 mm	18.1 Lb 8.2 kg	0 Lb - kg	1	40
SPEED-92 N	14977	-		36 1/4" 92 cm	25 9/16x25 9/16" 65x65 cm	3/16-9/16" 5-15 mm	24 Lb 11 kg	0 Lb - kg	1	28

ACCESSORIES

18980 - Maintenance Kit



RUBI

FAST

LIGHT AND VERSATILE CUTTER.

For professional cutting of ceramic tiles.

- Wider foam base.
- Chromed steel guides with anti-rust treatment.
- Lateral stop with 45° square.
- Base for greater support of the tile.
- Interchangeable scoring wheels from Ø1/4" (6mm) to 13/32" (10mm).
- Ø1/4" (6mm) scoring wheel included.
- Two-layer base with shock absorption.
- Direct view of the scoring and cutting line.



1

Extruded aluminum base.

2









New rigid and stable separator.

3


Reinforced 18mm guides for greater resilience.

4

Four side brackets for a great additional support.

	REF								
FAST-65 WITH BAG	13932	√	25 9/16" 65 cm	17 11/16x17 11/16" 45x45 cm	1/2" 12 mm	13.9 Lb 6.3 kg	15.4 Lb 7.0 kg	4	48
FAST-85 WITH BAG	13939	√	33 7/16" 85 cm	24x24" 60x60 cm	1/2" 12 mm	16.5 Lb 7.5 kg	18.7 Lb 8.5 kg	2	32
FAST-65	13940	-	25 9/16" 65 cm	17 11/16x17 11/16" 45x45 cm	1/2" 12 mm	13.9 Lb 6.3 kg	-	4	48
FAST-85	13941	-	33 7/16" 85 cm	24x24" 60x60 cm	1/2" 12 mm	16.5 Lb 7.5 kg	-	2	32





RUBI

STAR-MAX

LIGHT AND VERSATILE CUTTER.

For professional cutting of ceramic tiles.

- Chromed steel guides with anti-rust treatment.
- Lateral stop with 45° square.
- Base for correct support of the tile.
- Interchangeable scoring wheels from $\varnothing 1/4"$ (6mm) to $13/32"$ (10mm).
- $\varnothing 1/4"$ (6mm) scoring wheel included.
- Two-layer base with shock absorption.
- Direct view of the scoring and cutting line.











- 1

Powerful separation because of the new design.
- 2

New support reinforced for durability and powerful separation.
- 3

Reinforced support guides for extra strength
- 4


Ergonomic comfort handle.

	REF								
STAR-51 MAX WITH BAG	13937	√	20 1/16" 51 cm	14 3/16x14 3/16" 36x36 cm	1/2" 12 mm	8.4 Lb 3.8 kg	9.3 Lb 4.2 kg	6	72
STAR-65 MAX WITH BAG	13938	√	25 9/16" 65 cm	17 11/16x17 11/16" 45x45 cm	1/2" 12 mm	10.6 Lb 4.8 kg	11.7 Lb 5.3 kg	6	72
STAR-51 MAX	13934		20 1/16" 51 cm	14 3/16x14 3/16" 36x36 cm	1/2" 12 mm	8.4 Lb 3.8 kg	0 Lb - kg	6	72
STAR-65 MAX	13935		25 9/16" 65 cm	17 11/16x17 11/16" 45x45 cm	1/2" 12 mm	10.6 Lb 4.8 kg	0 Lb - kg	6	72

ACCESSORIES

18980 - Maintenance Kit





RUBI

STAR

LIGHT AND VERSATILE CUTTER.

For professional cutting of ceramic tile and occasional cutting of porcelain stoneware tiles.

- Interchangeable scoring wheels from $\varnothing 1/4"$ (6mm) to $13/32"$ (10mm).
- $\varnothing 1/4"$ (6mm) scoring wheel included.
- Two-layer base with shock absorption.
- Direct view of the scoring and cutting line.



STAR-63



1

Closed sliding mobile breaker for greater bending strength.

2

New support reinforced for durability and power separation.

3

Chromed steel guides with anti-rust treatment for greater durability.

4

Base for correct support of the tile.

	REF								
STAR-42 WITH CASE	14946	√	16 9/16" 42 cm	12x12" 30x30 cm	1/2" 12 mm	7.5 Lb 3.4 kg	10.6 Lb 4.8 kg	4	48
STAR-51 WITH CASE	14947	√	20 1/16" 51 cm	14 3/16x14 3/16" 36x36 cm	1/2" 12 mm	8.2 Lb 3.7 kg	12.3 Lb 5.6 kg	4	48
STAR-63 WITH CASE	14948	√	24 13/16" 63 cm	17 11/16x17 11/16" 45x45 cm	1/2" 12 mm	9.5 Lb 4.3 kg	14.3 Lb 6.5 kg	4	48
STAR-42	14943		16 9/16" 42 cm	12x12" 30x30 cm	1/2" 12 mm	7.5 Lb 3.4 kg	-	6	72
STAR-51	14944		20 1/16" 51 cm	14 3/16x14 3/16" 36x36 cm	1/2" 12 mm	8.2 Lb 3.7 kg	-	6	72
STAR-63	14945		24 13/16" 63 cm	17 11/16x17 11/16" 45x45 cm	1/2" 12 mm	9.5 Lb 4.3 kg	-	6	72

ACCESSORIES	18980 - Maintenance Kit	12923 - Lateral Stop



RUBI

POCKET CUTTERS

LIGHT AND FUNCTIONAL FOR USE IN SMALL WORKING AREAS

1

With mobile breaker, ideal for diagonal cuts.

2

Folding base to optimise space and for easy transportation.

3

Aluminium structure compact and lightweight.

4

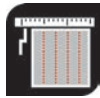

Interchangeable scoring wheels for every material to maximize performance and cutting quality.

For occasional cutting of ceramic tiles, ideal for Stoneware and Tile.

- Chromed steel guides with anti-rust treatment.
- Interchangeable scoring wheels from Ø1/4" (6mm) to 13/32" (10mm).
- Ø1/4" (6mm) scoring wheel included.
- Two-layer base with shock absorption.
- Direct view of the scoring and cutting line.

	REF								
POCKET-40 WITH CASE	12981	√	16 9/16" 42 cm	12x12" 30x30 cm	1/2" 12 mm	6.4 Lb 2.9 kg	7.5 Lb 3.4 kg	4	128
POCKET-50 WITH CASE	12986	√	20 1/16" 51 cm	14 3/16x14 3/16" 36x36 cm	1/2" 12 mm	7.5 Lb 3.4 kg	8.6 Lb 3.9 kg	4	96





PRACTIC

IDEAL FOR SMALL RENOVATIONS AND LIGHT WORK.

1

Movable breaker, ideal for diagonal cuts.

2

Aluminium guide supports for greater rigidity.

3

Lateral end stop for repetitive cuts.

4



Interchangeable scoring wheels to adapt to each material.


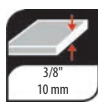
For cutting Floor and Wall tiles.

- Chromed steel guides and aluminium support.
- Mobile breaker with $\varnothing 1/4"$ (6mm) scoring wheel included
- Interchangeable scoring wheels $\varnothing 1/4"$ (6mm) to $13/32"$ (10mm) for cutting different materials.

	REF						
PRACTIC-51	24984	20 1/16" 51 cm	14 3/16x14 3/16" 36x36 cm	3/8" 10 mm	6.4 Lb 2.9 kg	6	72
PRACTIC-61	24985	24 1/16" 61 cm	16 15/16x16 15/16" 43x43 cm	3/8" 10 mm	10.8 Lb 4.9 kg	6	72

RUBI





RUBI

BASIC

Ideal for small renovations and light work.

For cutting Floor and Wall tiles.

- Base, guide & supports in steel and aluminium.
- Mobile breaker and Ø9/16" (14mm) Tungsten Carbide scoring wheel included.
- Also comes with lateral stop and 45° square.

	REF						
BASIC-50	25955	20 1/16" 51 cm	14 3/16x14 3/16" 36x36 cm	3/8" 10 mm	5.5 Lb 2.5 kg	6	72
BASIC-60	25956	24 1/16" 61 cm	16 15/16x16 15/16" 43x43 cm	3/8" 10 mm	7.7 Lb 3.5 kg	6	72



TEN BRIC

- Nippers with breaker & wheel .
- Includes Ø9/16" (14mm) scoring wheel.

	REF				
TEN-BRIC	05975	3/8" 10 mm	0.4 Lb 0.2 kg	5	765



- ★★★ Ideal use
- ★★ Second best use
- ★ Alternative Use

SCORING WHEEL CHARACTERISTICS



		6 mm 1/4 inch	8 mm 5/16 inch	10 mm 13/32 inch	18 mm 3/4 inch
	A1 A1a A1b A1II	☆☆☆	☆☆☆	★★★☆☆	★★★★
	B1a	★☆☆	★★★★	☆☆☆☆	★★★☆☆
	B1Ib B1a	☆☆☆☆	★★★☆☆	★★★★	★★★☆☆
	B1II	★★★★	★★★☆☆	☆☆☆☆	☆☆☆☆

	22 mm 7/8 inch
Smooth Surface	TUNGSTEN CARBIDE GOLD
Rough Surface	EXTREME
Structured Surface	EXTREME

		6 mm 1/4 inch	8 mm 5/16 inch	10 mm 13/32 inch	18 mm 3/4 inch	22 mm 7/8 inch
TS-MAX TR-MAGNET SPEED MAGNET TF MAX	TS / TS-PLUS TR / TR-S SPEED PLUS TF MEISTER	GOLD				
		01945	01958	01946 01949	01950 01952	01961 01964
SPEED-N SPEED-FAST STAR MAX / STAR	SPEED POCKET RAPID PRACTIC	GOLD				
		01945	01958	01946 01949		
TZ TX-N / TX-MAX		GOLD				
		01945	01959	01991 01993	01992 01994	01962 01965 01900
TQ TP / TP-S						18914 01901
TI / TI-T		GOLD				
		01945		01975 01978	01976 01974	01977 01979
SLIM SYSTEM CUTTER						18914 01901
BASIC KIT TEN-BRIC						01960 Ø 14 mm Ø 9/16 inch

TS-MAX, TR-MAGNET, TF-MAX & SPEED-MAGNET SCORING WHEELS

• FOR TS-MAX, TR-MAGNET, TF-MAX AND SPEED-MAGNET CUTTERS.



PROTECTED DESIGN

6MM SCORING WHEEL (Ø1/4")

- For Wall tiles.
- Tungsten Carbide scoring wheel of high resistance and durability.
- Patented model with new high technology RUBI® alloy; maximum precision and resistant to wear.

SCORING WHEEL Ø1/4" (6MM)

REF



01945

10



PROTECTED DESIGN

8MM SCORING WHEEL (Ø5/16")

- For Wall tiles, Floor tiles and Porcelain tiles.
- Tungsten Carbide scoring wheel of high resistance and durability.
- Patented model with new high technology RUBI® alloy; maximum precision and resistant to wear.

SCORING WHEEL Ø5/16" (8MM)

REF



01958

10



PROTECTED DESIGN

10MM SCORING WHEEL (Ø13/32")

- For Floor tiles.
- Tungsten Carbide scoring wheel of high resistance and durability.
- Handle made with new high technology RUBI® alloy; maximum precision and resistant to wear.

SCORING WHEEL Ø13/32" (10MM)

REF



01946

10



10MM GOLD SCORING WHEEL (Ø13/32")

- For Floor tiles.
- Tungsten carbide scoring wheel with a superficial Titanium treatment.
- Handle made with new high technology RUBI® alloy; maximum precision and resistant to wear. Long-lasting.

SCORING WHEEL Ø13/32" (10MM) GOLD

REF



01949

10



18MM SCORING WHEEL (Ø3/4")

- For rough and difficult to cut ceramic tiles.
- Tungsten Carbide scoring wheel of high resistance and durability.
- Patented handle geometry; maximum precision and minimum vibration.

SCORING WHEEL Ø3/4" (18MM)

REF



01950

10

TS-MAX, TR-MAGNET, TF-MAX & SPEED-MAGNET SCORING WHEELS

• FOR TS-MAX, TR-MAGNET, TF-MAX AND SPEED-MAGNET CUTTERS.



18MM GOLD SCORING WHEEL (Ø3/4")

- For rough and difficult to cut ceramic tiles.
- Tungsten Carbide scoring wheel with a superficial Titanium treatment.
- Handle made with a patented geometry for a maximum precision and minimum vibration. Long-lasting.

SCORING WHEEL Ø3/4" (18MM) GOLD

REF



01952

10



22MM SCORING WHEEL (Ø7/8")

- For sharp cuttings in hard ceramics with smooth and even surfaces.
- Tungsten Carbide scoring wheel of high resistance and duration.
- Handle made with a patented geometry for a maximum precision and minimum vibration.

SCORING WHEEL Ø7/8" (22MM)

REF



01961

10



22MM GOLD SCORING WHEEL (Ø7/8")

- For sharp cuttings in hard ceramics with smooth and even surfaces.
- Tungsten Carbide scoring wheel with a superficial Titanium treatment.
- Handle made with a patented geometry for a maximum precision and minimum vibration. Long-lasting.

SCORING WHEEL Ø7/8" (22MM) GOLD

REF



01964

10



6MM SCORING WHEEL SET (Ø1/4")

- Tungsten Carbide scoring wheel of high resistance and durability.
- Handle made with a patented geometry for a maximum precision and minimum vibration.
- Patented model with new high technology RUBI® alloy; maximum precision and resistant to wear.

2 SCORING WHEEL Ø1/4" (6MM) SET

REF



01947

10



6MM (Ø1/4") & 10MM (Ø13/32") SCORING WHEELS SET

- Tungsten Carbide scoring wheel of high resistance and durability.
- Handle made with new high technology RUBI® alloy; maximum precision and resistant to wear.

Ø1/4" (6MM) & Ø13/32" (10MM) SCORING WHEELS SET

REF



01948

10

TX & TZ SCORING WHEELS

• PLUS SCORING WHEELS FOR TX & TZ PROFESSIONAL CUTTERS.



8MM PLUS SCORING WHEEL (Ø5/16")

- For Wall tiles, Floor tiles and Porcelain tiles.
- Tungsten Carbide scoring wheel of high resistance and duration.
- Handle made with a patented geometry for a maximum precision and minimum vibration.

	REF	
8MM PLUS SCORING WHEEL (Ø5/16")	01959	10



10MM PLUS SCORING WHEEL (Ø13/32")

- For Floor tiles.
- Tungsten Carbide scoring wheel of high resistance and duration.
- Handle made with a patented geometry for a maximum precision and minimum vibration.

	REF	
10MM PLUS SCORING WHEEL (Ø13/32")	01991	10



10MM PLUS GOLD SCORING WHEEL (Ø13/32")

- For Floor tiles.
- Tungsten carbide scoring wheel with a superficial Titanium treatment.
- Handle made with a patented geometry for a maximum precision and minimum vibration.
- Long-lasting.

	REF	
10MM PLUS GOLD SCORING WHEEL (Ø13/32")	01993	10



18MM PLUS SCORING WHEEL (Ø3/4")

- For rough and difficult to cut tiles.
- Tungsten Carbide scoring wheel of high resistance and duration.
- Handle made with a patented geometry for a maximum precision and minimum vibration.

	REF	
18MM PLUS SCORING WHEEL (Ø3/4")	01992	10



18MM PLUS GOLD SCORING WHEEL (Ø3/4")

- For rough and difficult to cut ceramic tiles.
- Tungsten Carbide scoring wheel with a superficial Titanium treatment.
- Handle made with a patented geometry for a maximum precision and minimum vibration.
- Long-lasting.

	REF	
18MM PLUS GOLD SCORING WHEEL (Ø3/4")	01994	10

TX & TZ SCORING WHEELS

• PLUS SCORING WHEELS FOR TX & TZ PROFESSIONAL CUTTERS.



22MM PLUS SCORING WHEEL (Ø7/8")

- For sharp cuttings in hard ceramics with smooth and even surfaces.
- Tungsten Carbide scoring wheel of high resistance and duration.
- Handle made with a patented geometry for a maximum precision and minimum vibration.

22MM PLUS SCORING WHEEL (Ø7/8")

REF

01962



10



22MM PLUS GOLD SCORING WHEEL (Ø7/8")

- For sharp cuttings in hard ceramics with smooth and even surfaces.
- Tungsten Carbide scoring wheel with a superficial Titanium treatment.
- Handle made with a patented geometry for a maximum precision and minimum vibration.
- Long-lasting.

22MM PLUS GOLD SCORING WHEEL (Ø7/8")

REF

01965



10



22MM SCORING WHEEL PLUS EXTREME (Ø 7/8")

- For sharp cuttings in hard ceramics with rough or structured surfaces.
- Tungsten Carbide scoring wheel with a superficial Titanium treatment.
- Mounted on bearing. Enhanced smooth user perception.
- Extra-long life.

22MM SCORING WHEEL PLUS EXTREME (Ø 7/8")

REF

01900



5





TP & TQ SCORING WHEELS

· ADAPTABLE SCORING WHEEL FOR TP & TQ PROFESSIONAL CUTTERS.



22MM SCORING WHEEL (Ø7/8") TP/TQ

- Exclusive for TP/TQ cutters. Suitable for smooth and even surfaces and slightly rough surfaces.
- Scoring wheel guide made for Tungsten Carbide.

	REF	
22MM SCORING WHEEL (Ø7/8") TP/TQ	18914	10



22MM SCORING WHEEL PLUS EXTREME (Ø 7/8") TP/TQ

- For sharp cuttings in hard ceramics with rough or structured surfaces.
- Tungsten Carbide scoring wheel with a superficial Titanium treatment.
- Mounted on bearing. Enhanced smooth user preception.
- Extra-long life.

	REF	
22MM SCORING WHEEL PLUS EXTREME (Ø 7/8") TP/TQ	01901	5

SCORING WHEEL SETS

· SETS OF SCORING WHEELS OF DIFFERENT DIAMETERS WITH BOX.



SCORING WHEEL SET 1

- For TS-MAX, TR-MAGNET, TF-MAX, SPEED-MAGNET, SPEED-N, FAST, STAR-MAX, STAR, POCKET & PRACTIC ranges, includes 1 Ø1/4" (6mm) scoring wheels and 1 Ø3/8" (10mm) scoring wheel.
- In plastic box with transparent cover.
- Supplied in blister

	REF	
SCORING WHEEL SET 1	01995	5



SCORING WHEEL SET 2

- For TS-MAX, TR-MAGNET, TF-MAX & SPEED-MAGNET models, includes 1 scoring wheel of Ø1/4" (6mm).
- Ø5/16" (8mm), Ø3/8" (10mm), Ø3/4" (18mm), Ø7/8" (22mm)
- In plastic box with transparent cover.
- Supplied in blister.

	REF	
SCORING WHEEL SET 2	01996	5

TI SCORING WHEELS

• SCORING WHEELS FOR TI-T/TI-S CUTTERS.



10MM SCORING WHEEL (Ø13/32") TI

- For Floor tiles.
- Tungsten Carbide scoring wheel of high resistance and duration.
- Handle made with a patented geometry for a maximum precision and minimum vibration.

	REF	
10MM SCORING WHEEL (Ø13/32") TI	01975	10



10MM GOLD SCORING WHEEL (Ø13/32") TI

- For Floor tiles.
- Tungsten Carbide scoring wheel with a superficial Titanium treatment.
- Handle made with a patented geometry for a maximum precision and minimum vibration. Long-lasting.

	REF	
10MM GOLD SCORING WHEEL (Ø13/32") TI	01978	10



18MM SCORING WHEEL (Ø3/4") TI

- Special for rough or difficult to cut ceramic tiles.
- Tungsten Carbide scoring wheel of high resistance and duration.
- Handle made with a patented geometry for a maximum precision and minimum vibration.

	REF	
18MM SCORING WHEEL (Ø3/4") TI	01976	10



18MM GOLD SCORING WHEEL (Ø3/4") TI

- Special for rough and difficult to cut ceramic tiles.
- Tungsten Carbide scoring wheel with a superficial Titanium treatment.
- Handle made with a patented geometry for a maximum precision and minimum vibration. Long-lasting.

	REF	
18MM GOLD SCORING WHEEL (Ø3/4") TI	01974	10



22MM SCORING WHEEL (Ø7/8") TI

- Special for sharp cuttings in hard ceramics with smooth and even surfaces.
- Tungsten Carbide scoring wheel of high resistance and duration. Handle made with a patented geometry for a maximum precision and minimum vibration.

	REF	
22MM SCORING WHEEL (Ø7/8") TI	01977	10



TI SCORING WHEELS

· SCORING WHEELS FOR TI-T/TI-S CUTTERS.



22MM GOLD SCORING WHEEL (Ø7/8") TI

- Special for sharp cuttings in hard ceramics with smooth and even surfaces.
- Tungsten Carbide scoring wheel with a superficial Titanium treatment.
- Handle made with a patented geometry for a maximum precision and minimum vibration. Long-lasting.

	REF	
22MM GOLD SCORING WHEEL (Ø7/8") TI	01979	10

SCORING WHEELS FOR STANDARD MANUAL TILE CUTTERS

· SELECTION OF SCORING WHEELS FOR SPEED, FAST, STAR-MAX, STAR, POCKET, RAPID & PRACTIC MANUAL CUTTERS.



6MM SCORING WHEEL (Ø1/4")

- For Wall tiles.
- Wheel made from tungsten carbide of high resistance and duration.
- Patented model with new high technology RUBI® alloy, maximum precision and resistant to wear.

	REF	
6MM SCORING WHEEL (Ø1/4")	01945	10



8MM SCORING WHEEL (Ø5/16")

- For Wall tiles, Floor tiles and Porcelain tiles.
- Wheel made from tungsten carbide of high resistance and duration.
- Patented model with new high technology RUBI® alloy, maximum precision and resistant to wear.

	REF	
8MM SCORING WHEEL (Ø5/16")	01958	10



10MM SCORING WHEEL (Ø13/32")

- For Floor tiles.
- Wheel made in tungsten carbide of high resistance and duration.
- Handle made with new high technology RUBI® alloy, maximum precision and minimum vibration.

	REF	
10MM SCORING WHEEL (Ø13/32")	01946	10

SCORING WHEELS FOR STANDARD MANUAL TILE CUTTERS

• SELECTION OF SCORING WHEELS FOR SPEED, FAST, STAR-MAX, STAR, POCKET, RAPID & PRACTIC MANUAL CUTTERS.



6MM SCORING WHEEL SET (Ø 1/4")

- Tungsten Carbide scoring wheel of high resistance and duration.

	REF	
6MM SCORING WHEEL SET (Ø 1/4")	01947	10

6MM (Ø 1/4") & 10MM (Ø 13/32") SCORING WHEELS SET

- Tungsten Carbide scoring wheel of high resistance and duration.
- Handle made with new high technology RUBI® alloy; maximum precision and resistant to wear.

	REF	
6MM (Ø 1/4") & 10MM (Ø 13/32") SCORING WHEELS SET	01948	10

14MM SCORING WHEEL (Ø 9/16")

- For BASIC, KIT and TEN-BRIC tile cutters.
- Wheel made of Tungsten Carbide.

	REF	
14MM SCORING WHEEL (Ø 9/16")	01960	10



ACCESSORIES FOR MANUAL TILE CUTTERS

· LATERAL STOPS FOR MANUAL CUTTERS.



POCKET LATERAL STOP

- Direct measure up to 10" (25cm).
- Regulation 0° to 45°
- Compatible with POCKET manual cutters and with STAR models before 2013.

	REF	
LATERAL STOP POCKET	12924	1



STAR & STAR MAX LATERAL STOP

- Millimetric lateral stop for repetitive cuts with 45° square

	REF	
STAR, STAR-N, STAR-N PLUS & STAR MAX LATERAL STOP	12923	1



TS LATERAL STOP TS-MAX, TF-MAX

- For repetitive cuts.
- With 45° square

	REF	
TS-MAX, TF-MAX LATERAL STOP	15749	1



MAINTENANCE KIT

- Cleaning, lubricating & maintenance oil suitable for regular maintaining of cutter parts that are regularly used; guides, sliding system, tilted axes, spiral, metallic surfaces.

	REF	
MAINTENANCE KIT	18980	8

SPECIAL PLIERS

• WIDE RANGE OF PLIERS FOR CUTTING CERAMICS, PORCELAIN & GLASS



NIPPERS FOR PORCELAIN TILES

- Specially for cutting narrow strips of a maximum of 7/16" (1 cm.). Equipped with tungsten carbide scoring wheels with titanium surface treatment for longer useful life. By means of a gentle turn, the wheels can be repositioned when their vertex starts getting worn. If totally worn, they can be replaced using their corresponding spare piece, Ø 3/4" (18 mm.) GOLD spare scoring wheel long-life (Ref.01953).

NIPPERS FOR PORCELAIN

REF

83942



5



TILER NIPPERS

- Tungsten Carbide Pliers.
- Ideal for rectification of holes in ceramics.
- Bi-material handle Ergonomic.

PARROT NIPPER - CARBIDE

REF

65925



5



NIPPERS FOR HARD MATERIALS

- Specially for porcelain tiles, mosaic, vitrified tiles, and other materials.

NIPPERS FOR HARD MATERIALS

REF

65952



5



NIPPERS FOR CERAMIC TILES

- Tungsten Carbide Edge.
- Ideal for the rectification of straight cut on ceramics.
- Bi-material handle Ergonomic.

NIPPERS FOR CERAMIC TILES

REF

65926



5



NIPPERS FOR GLASS MOSAIC

- Tungsten Carbide Edge.
- Ideal for the rectification of glass mosaic tiles.
- Bi-material handle Ergonomic.

NIPPERS FOR MOSAIC

REF

71970



5

CELLULAR CONCRETE SAW

- Saw with 29 Tungsten Carbide teeth.
- Length: 29" (75cm).
- Beechwood and varnished handle.



	REF	
CELLULAR CONCRETE SAW	70930	2

GYPSUM & PLASTER PLATES SAW

- Saw with 29 Tungsten Carbide teeth.
- Length: 17" (45cm).



	REF	
GYPSUM & PLASTER PLATES SAW	70931	2

MANUAL CUTTERS FOR BUILDING MATERIALS

• FOR DIFFERENT TYPES OF BUILDING MATERIALS.



TERRAZZO CUTTER T-51

- Maximum cutting length: 20" (51cm).
- Strength: 2,204.6Lb (1.000kg).

	REF						
TERRAZZO CUTTER T-51	05910	20 1/16" 51 cm	23/16" 55 mm	2205 Lb 1000 kg	97.7 Lb 44.3 kg	1	10



SLATE SHEAR

- Special shear for slates and fiber-cement.
- Supplied in blister

	REF	
SLATE SHEAR	65924	1





03

SLAB SYSTEM. CUTTING AND HANDLING LARGE-SIZED TILE

CUTTING LARGE TILE

HANDLING LARGE TILE

INSTALLING LARGE TILE



RUBI

SLIM SYSTEM CUTTER

HAND CUTTING SYSTEM WITH CONNECTABLE GUIDES.

For manual cutting of large ceramic sheets.

- Cutting capacity of up to 310cm. Extendable as needed with additional guides.
- With silicone cords incorporated in the guides at its base & the fixing suction pads, the SLIM SYSTEM guarantees accurate straight cuts without deviation.
- Tungsten carbide roller with titanium treatment bearing of Ø22mm to offer a high performance and quality cut.
- Separation system, by means of adjustable pincers, which ensure a gradual separation of the tile, thus reducing risk of breakage.
- The set consists of:
 - Three 110 cm guides, 1 scoring wheel with an EXTREME Ø22 mm roller guide (ref. 01901), 2 breaker nippers, 2 suction cups for securing rough surfaces. Reinforced nylon carrying bag.
 - To separate thicknesses of 6 mm or more, use the slim breaker (ref. 18917)



1

Cutting capacity of 320cm. extendable as needed with additional guides.

2

Facilitates a straight cut without deviations.

3

Offers better scoring performance and quality. Extreme Scoring Wheel.

4

Progressive separation of the material, reducing the risk of breakage.

REF						
SLIM SYSTEM CUTTER	18911	√	126" 320 cm	1/8-1/4" 3-6 mm	15.2 Lb 6.9 kg	1 32

ACCESSORIES	18910 - Slim EASYTRANS	18913 - Slim System Cutter Guide 110cm.	18917 - Slim Separator	50953, 51957, 51959, 51961 - TC-125



SLIM SEPARATOR

- Auxiliary breaker for the cut of slim porcelain slabs or large tiles.
- To separate thicknesses of 6 mm or more.
- Soft-grip handle for a better comfort and ergonomic.
- With width adjustment system, to achieve an equal, uniform and symmetric distribution of breaking forces when cutting narrow stripes.
- Rubber pressure pad for greater control and more precise separation.

	REF	
SLIM SEPARATOR	18917	1



SLIM SYSTEM CUTTER GUIDE

- Aluminium guide- 110cm.

	REF		
SLIM SYSTEM CUTTER GUIDE 110CM.	18913	3.7 Lb 1.7 kg	1

SCORING WHEEL SLIM CUTTER



- Exclusive for SLIM SYSTEM CUTTER.
- Suitable for smooth and even surfaces and slightly rough surfaces.
- Scoring wheel guide made from Tungsten Carbide.
- Fixing shaft (ref. 18717) necessary for the proper assembly on the cutter.

	REF	
22MM SCORING WHEEL (Ø7/8") SLIM CUTTER	18914	10

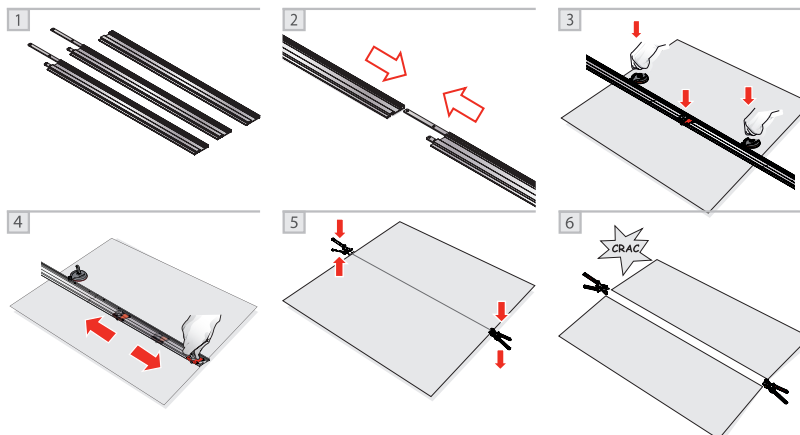
22MM SCORING WHEEL PLUS EXTREME (Ø 7/8") SLIM CUTTER



- For sharp cuttings in hard ceramics with rough or structured surfaces.
- Tungsten Carbide scoring wheel with a superficial Titanium treatment.
- Mounted on bearing. Enhanced smooth user preception.
- Extra-long life.

	REF	
22MM SCORING WHEEL PLUS EXTREME (Ø 7/8") SLIM CUTTER	01901	5

INSTRUCTIONS FOR SLIM SYSTEM





RUBI



TC-125 CIRCULAR CUTTER KIT

CIRCULAR CUTTER, SMOOTH AND PRECISE, IDEAL FOR CERAMIC SHEETS.

For cutting all types of ceramic sheets and tiles. Suitable for use with natural and sintered stone. Especially suitable for large tiles.

- Compatible with discs of 125 or 115 mm diameter. (Suitable for discs with reinforcement plate, TVA type).
- Switch with safety lock. Prevents unintentional start-up. Electrical cable with PRCD.
- Direct connection to AS-30 PRO (32 mm diameter) vacuum cleaner. Includes adapter for other models and brands (37, 42 and 50 mm diameter).
- Quick connection and regulating valve for hose** (16 mm diameter). Rubber stopper for suction outlet. Improves ergonomics during wet cutting.
- Cast aluminium disc protector with transparent polycarbonate cover with quick opening and closing system. Facilitates disc change and minimises the projection of particles and water.
- Tilting side guard for mitre cuts. reduces water splashing and improves dust suction.
- Includes TCR-125 SUPERPRO disc (dry cutting), transport case and accessories. Facilitates transport and handling.



1

Equipped with a carbon steel slide on adjustable stainless steel radial bearings.

2

Double dust reduction/control system. Dry and wet cutting.

3

Height-adjustable cutting head (saw effect), hinged from 0° to 45°. (mitre). FAST adjustment system.

4

More ergonomic. Additional BI-MATERIAL handle, mainly for mitre cuts.

		W									
KIT TC-125	√	1250	126" 320 cm	13/16-1" 20-25 mm	9/16-11/16" 14-18 mm	4 1/2-5" 115-125 mm	7/8" 22.2 mm	129 15/16x94 1/8x81 1/8" 330x239x206 cm	31 Lb 14 kg	2	
KIT TC-125 USA	√	1250	126" 320 cm	13/16-1" 20-25 mm	9/16-11/16" 14-18 mm	4 1/2-5" 115-125 mm	7/8" 22.2 mm	129 15/16x94 1/8x81 1/8" 330x239x206 cm	31 Lb 14 kg	2	
KIT TC-125 UK	√	1250	126" 320 cm	13/16-1" 20-25 mm	9/16-11/16" 14-18 mm	4 1/2-5" 115-125 mm	7/8" 22.2 mm	129 15/16x94 1/8x81 1/8" 330x239x206 cm	31 Lb 14 kg	2	
KIT TC-125 UK	√	1250	126" 320 cm	13/16-1" 20-25 mm	9/16-11/16" 14-18 mm	4 1/2-5" 115-125 mm	7/8" 22.2 mm	129 15/16x94 1/8x81 1/8" 330x239x206 cm	31 Lb 14 kg	2	
KIT TC-125	REF.		51901								
	Voltage / RPM		230V-50hz. / 13800								
KIT TC-125 UK	REF.		51902					51904			
	Voltage / RPM		230V-50hz. / 13800					110V-50hz. / 13800			
KIT TC-125 USA	REF.		51903								
	Voltage / RPM		120V-60hz. / 13800								

ACCESSORY FOR
**SLIM
CUTTER**

PROTECTED
DESIGN



CIRCULAR SAW TC-125

- Switch with safety lock. Prevents unintentional start-up. Electrical cable with RCD.
- Bi-material additional grip. Principally for mitre cuts.
- Compatible with diamond discs of 125 or 115 mm diameter. (Suitable for discs with reinforcement plate, TVA type).
- Cast aluminium disc protector with transparent polycarbonate cover with quick opening and closing system. Facilitates disc change and minimises the projection of particles and water.
- Includes TCR-125 SUPERPRO disc (dry cutting), transport case and accessories. facilitates transport and handling.

REF		RPM									
TC-125	50953	√	13800	230V-50hz.	13/16-1" 20-25 mm	9/16-11/16" 14-18 mm	4 1/2-5" 115-125 mm	7/8" 22.2 mm	129 15/16x94 1/8x81 1/8" 330x239x206 cm	31 Lb 14 kg	1
TC-125 USA	51957	√	13800	120V-60hz.	13/16-1" 20-25 mm	9/16-11/16" 14-18 mm	4 1/2-5" 115-125 mm	7/8" 22.2 mm	129 15/16x94 1/8x81 1/8" 330x239x206 cm	31 Lb 14 kg	1
TC-125 UK	51959	√	13800	230V-50hz.	13/16-1" 20-25 mm	9/16-11/16" 14-18 mm	4 1/2-5" 115-125 mm	7/8" 22.2 mm	129 15/16x94 1/8x81 1/8" 330x239x206 cm	31 Lb 14 kg	1
TC-125 UK	51961	√	13800	110V-50hz.	13/16-1" 20-25 mm	9/16-11/16" 14-18 mm	4 1/2-5" 115-125 mm	7/8" 22.2 mm	129 15/16x94 1/8x81 1/8" 330x239x206 cm	31 Lb 14 kg	1

HANDLING

PROTECTED
DESIGN

SLIM EASY TRANS

To transport large porcelain slabs.

- This system can be used as a complement to the SLIM CUTTER (Ref. 18911).
- Includes two retracting guides adjustable from 160 to 320 cm and 10 suction cups for securing rough and smooth surfaces (Ref.66929).
- Maximum load of the unit: 60 kg.
- For pieces up to 3 m.




REF			
SLIM EASY TRANS	18910	36.6 Lb 16.6 kg	1



SLIM EASY TRANS SUPPLEMENTARY GUIDE SET

- Slim Easy Trans has a set of perpendicular guides for increased stability.
- Increases the rigidity of the unit.
- Facilitates handling of the pieces.
- Fast and easy to assemble and disassemble.
- Black anodized finish.

	REF	
SLIM EASY TRANS SUPPLEMENTARY GUIDE SET	18819	1



SLAB TRANS HEAVY DUTY

- Conveyor/rack for handling ceramic sheets.
- Especially suited for handling thicker pieces.
- Greater structural strength. Reinforced aluminium profile. 2 perpendicular aluminium guides, for greater stiffness.
- Increased LOAD capacity. Includes 6 vacuum suction cups. Load capacity up to 140 kg.
- Fast and easy to assemble and disassemble. Black anodized finish. Retractable from 165 cm to 320 cm.
- Maximum load capacity: 140 kg.

	REF	
SLAB TRANS HEAVY DUTY	18936	1



VACUUM SUCTION PAD SLAB TRANS HEAVY DUTY

- This is a replacement suction cup for the SLAB TRANS HEAVY DUTY transport system.
- It can also be used as an additional cup for extra security. Ideal for heavy loads.
- NOTE: Adding more suction cups does not increase the original maximum load of 140kg. It provides extra security in case of cup failure.

	REF	
VACUUM SUCTION PAD SLAB TRANS HEAVY DUTY	18827	1



RM ROUGH SURFACE SUCTION CUPS

- Suction cups for handling ceramic tiles with rough and/or slightly structured surfaces.
- Injected polycarbonate body. Very light.
- Metal reinforcement in the lever base for greater tensile strength.
- Ergonomic polypropylene handle, for faster, safer handling.
- Natural rubber.
- Maximum load capacity: 25 kg.
- Suction cup diameter: 120 mm.

REF



RM ROUGH SURFACE SUCTION CUPS

66929

1



RM ROUGH SURFACE DOUBLE SUCTION CUP

- Double suction cup for handling ceramic tiles with rough and/or slightly structured surfaces.
- Injected polycarbonate body. Very light. Metal reinforcement in the lever base for greater tensile strength. Ergonomic polypropylene handle, for faster, safer handling. Natural rubber. Maximum load capacity: 55 kg.
- Suction cup diameter: 120 mm.

REF



RM ROUGH SURFACE DOUBLE SUCTION CUP

66952

1



SUCTION CUP WITH VACUUM PUMP

- Suction cup for handling large and heavy ceramic tiles.
- Adapts to any surface finish.
- Suction applied by manual vacuum pump.
- Load loss indicator (red mark).
- Pressure-release mechanism.
- Maximum load capacity: 110kg.


	REF	
SUCTION CUP WITH VACUUM PUMP	18919	1

TILE BEATING BLOCK

- For a good settlement of tiles.
- Waterproof and high wear resistance wood.
- Perfect flatness.
- Dimensions: 15 3/4" x 5 3/4" (40x14,5 cm.)
- Ref. 72980 with white natural rubber sheet to prevent damage to the tile.

	REF	
TILE BEATING BLOCK 40 X 14,5 CM. WITH RUBBER	72980	1







04

ELECTRIC TILE CUTTING

ELECTRIC CUTTERS AND MITRE SAWS

CIRCULAR SAW AND VACUUM CLEANER



SELECTION TABLE



			cm	inch	cm	inch
INTENSIVE USE 3 HP MOTOR ★★☆☆	 WITH PLUNGE EFFECT	DX	148	58 7/16"	300-350	12-14"
		DR	84	33"		
	 WITHOUT PLUNGE EFFECT	DS	152	59 13/16"	250	10"
PROFESSIONAL USE MOTOR 1,5 A 2 HP ★★☆☆	 WITH PLUNGE EFFECT	DC	120,5	48"	250	10"
		DX-PLUS	152	33"		
	 WITHOUT PLUNGE EFFECT	DV	106	41 3/4"	200	8"
OCCASIONAL USE 0.7 TO 1.1 HP MOTOR ★☆☆☆	 WITHOUT PLUNGE EFFECT	DU-EVO	65	26"	200	8"
		ND	8			

TECHNICAL CHARACTERISTICS

		W									
DX-350 N 1000	3 CV/HP	2,2 KW	^{(*)4} 118,5 CM	^{(*)4} 83,5 X 83,5 CM	∞	^{(*)5} 65 MM	105 / 220 MM	300 - 350 MM	98 KG.	✓	
			46 5/8"	32 7/8 X 32 7/8"		2 9/16"	4 1/8" / 8 11/16"	12 - 14"	216 LB.		
DX-350 N 1300	3 CV/HP	2,2 KW	^{(*)4} 148,5 CM	^{(*)4} 105 X 105 CM	∞	^{(*)5} 65 MM	105 / 220 MM	300 - 350 MM	97,5 KG.	✓	
			58 7/16"	41 5/16 X 41 5/16"		2 9/16"	4 1/8" / 8 11/16"	12 - 14"	214.9 LB.		
DS-250 N 1000	3 CV/HP	2,2 KW	102 CM	72 X 72 CM	∞	^{(*)3} 25 MM	51 MM	250 MM	91,5 KG.	-	
			40 3/16"	28 3/8 X 28 3/8"		1"	2 1/16"	10"	201.7 LB.		
DS-250 N 1300	3 CV/HP	2,2 KW	132 CM	93,5 X 93,5 CM	∞	^{(*)3} 25 MM	51 MM	250 MM	96,5 KG.	-	
			51 15/16"	36 13/16 X 36 13/16"		1"	2 1/16"	10"	212.7 LB.		
DS-250 N 1500	3 CV/HP	2,2 KW	152 CM	107,5 X 107,5 CM	∞	^{(*)3} 25 MM	51 MM	250 MM	100 KG.	-	
			59 13/16"	42 5/16 X 42 5/16"		1"	2 1/16"	10"	220 LB.		
DX-250 PLUS 1000	2 CV/HP	1,5 KW	^{(*)2} 112 CM	^{(*)2} 79 X 79 CM	∞	^{(*)6} 35 MM	70 / 145 MM	250 MM	79 KG.	✓	
			44 1/8"	31 1/8 X 31 1/8"		1 3/8"	2 3/4" / 5 11/16"	10"	174 LB.		
DX-250 PLUS 1400	2 CV/HP	1,5 KW	^{(*)2} 152 CM	^{(*)2} 107,5 X 107,5 CM	∞	^{(*)6} 35 MM	70 / 145 MM	250 MM	89,5 KG.	✓	
			59 13/16"	42 5/16 X 42 5/16"		1 3/8"	2 3/4" / 5 11/16"	10"	197.3 LB.		
DC-250 850	1,1 CV/HP	0,8 KW	65 CM	45 X 45 CM	∞	20 MM	35 MM	200 MM	22,5 KG.	-	
			26"	18 X 18"		13/16"	1 3/8"	8"	49.6 LB.		
DC-250 1200	1,5 CV/HP	1,1 KW	^{(*)2} 120,5 CM	^{(*)2} 85 X 85 CM	∞	50 MM	61 / 90 MM	250 MM	60 KG.	✓	
			48"	33 7/16 X 33 7/16"		1 15/16"	2 3/8" / 3 9/16"	10"	132 LB.		
DV-200 1000	1,5 CV/HP	1,1 KW	106 CM	76,5 X 76,5 CM	∞	^{(*)3} 15 MM	35 MM	200 MM	57,5 KG.	-	
			41 3/4"	30 1/8 X 30 1/8"		9/16"	1 3/8"	8"	126.8 LB.		
DU-200 EVO	1,1 CV/HP	0,8 KW	65 CM	45 X 45 CM	∞	20 MM	35 MM	200 MM	22,5 KG.	-	
			26"	18 X 18"		13/16"	1 3/8"	8"	49.6 LB.		
ND-180	0,7 CV/HP	0,55 KW	∞	∞	20 CM	22 MM	35 MM	180 MM	11,8 KG.	-	
			8"	7/8"	1 3/8"	7"	26 LB.				
ND-180	0,7 CV/HP	0,55 KW	∞	∞	20 CM	22 MM	35 MM	180 MM	13,6 KG.	-	
			8"	7/8"	1 3/8"	7"	29 LB.				
ND-200	1,1 CV/HP	0,8 KW	∞	∞	^{(*)1} 23 CM	24 MM	40 MM	200 MM	17,2 KG.	-	
			9"	15/16"	1 9/16"	8"	37.9 LB.				
DR-350	3 CV/HP	2,2 KW	^{(*)4} 84 CM	^{(*)4} 43,5X43,5 CM	∞	^{(*)5} 71 MM	95 / 150 MM	300 - 350 MM	63 KG.	✓	
			33"	17 X 17"		2 13/16"	3 3/4" / 5 7/8"	12 - 14"	139 LB.		

(*)1 With lateral stop.



(*)2 13/32" (10mm) thick material and plunge effect.

(*)3 With special decks for mitering.

(*)4 With Ø12" (300mm) blade, 13/32" (10mm) thick material and plunge effect.

(*)5 With Ø14" (350mm) blade.

(*)6 Saw head in the lowest position.



RUBI

DX-350 N LASER & LEVEL ZERO DUST

MOBILE HEAD MACHINE WITH PLUNGE EFFECT FOR TOTAL VERSATILITY.

For all types of ceramic tiles and building materials such as marble, granite, facade bricks & fireproof bricks.

- Equipped with protective safety system for segmented blades.
- With thermal and overload security switches.
- Water pump refrigeration of blade with flow control valve.
- Diamond blade Ø 14" (350 mm.) not included.
- Allows the use of a Ø 12" (300 mm.) blade.
- Adjustable mobile head with plunge effect capability.
- Retractable legs with "shield" function and wheels for easy transportation.
- Motor on top and belt transmission.
- With lateral stop for repetitive cuts.
- Aluminium working surface removable for easy cleaning.
- Removable water tank system.
- 2mW line laser.
- Circular level for easy field installation.
- Machine supplied without cable.
- Supplied with new ZERO DUST system already assembled. Also provided with a second anti-splash standard protector



1

Motor assembly mounted on sliding bearings for maximum precision and reliability. Perfect finishes.

2

Equipped with ZERO DUST system. Tested and certified by TNO.

3

Aluminium structure. Lighter cutter with maximum resistance to working conditions.


4

High performance plunge effect. Maximum cutting height.

DX-350 N 1000	46 5/8"	32 7/8x32 7/8"	2 9/16"	4 1/8 / 8 11/16"	1"	12-14"	66 15/16x33 7/8x56 5/16"	216 Lb	
LASERLEVEL ZERO DUST	118.5 cm	83.5x83.5 cm	65 mm	105 / 220 mm	25.4 mm	300-350 mm	170x86x143 cm	98 kg	1 **1
DX-350 N 1300	58 7/16"	41 5/16x41 5/16"	2 9/16"	4 1/8 / 8 11/16"	1"	12-14"	78x33 7/8x56 5/16"	214.9 Lb	
LASERLEVEL ZERO DUST	148.5 cm	105x105 cm	65 mm	105 / 220 mm	25.4 mm	300-350 mm	200x86x143 cm	97.5 kg	1 **1
DX-350 N 1000 LASERLEVEL ZERO DUST	REF.	52905		52906					
	Voltage / RPM	230V-50 Hz. / 2800		220V-60 Hz. / 3400					
DX-350 N 1300 LASERLEVEL ZERO DUST	REF.	52915	52916	52917	52918	52919			
	Voltage / RPM	230V-50 Hz. / 2800	230V-60 Hz. / 3400	120V-50 Hz. / 2800	120V-60 Hz.Inch. / 3400	380V/50 Hz.3F / 2800			

Cutting capabilities may vary depending on the head position, special plates and disc diameter. Ref. 52909 & 52919 (3F): 4 CV/HP.

ACCESSORIES	51916 - Tile Fixer DV/DC/DS/DX	54939 - Set of flanges DX-350	51915 - Set of flanges DX-350	-Cables with plug




RUBI

DS-250 N LASER & LEVEL ZERO DUST

MOBILE HEAD MACHINE FOR HIGH ACCURACY, IDEAL FOR MITER CUTS.

For Wall tiles, Floor tiles, Porcelain tiles, Marble, Granite and other materials.

- Removable aluminium tables for easy cleaning of the machine.
- With thermic and overload security switches. Except three-phase motors.
- Water pump refrigeration of blade with flow control valve.
- Diamond blade Ø10" (250mm) not included.
- With a double set of flanges, one especially designed for miter cuts.
- Motor assembly mounted on sliding bearings for maximum accuracy miter cuts.
- Safety protector for segmented blades.
- With lateral stop for repetitive cuts.
- Retractable legs with "shield" function and wheels for easy transportation.
- Removable water tank system.
- 2mW line laser.
- Spirit level for easy field installation.
- Machine supplied without cable.
- Supplied with new ZERO DUST system already assembled. Also provided with a second anti-splash standard protector



CE EAC

1

Motor assembly mounted on sliding bearings for maximum precision and reliability. Perfect finishes.

2

Equipped with ZERO DUST system. Tested and certified by TNO.

3

Wheels and handle included. Easy transport.

4

Aluminium structure. Lighter cutter with maximum resistance to working conditions.

DS-250 N 1000	40 3/16"	28 3/8x28 3/8"	2 1/16"	1"	1"	10"	66 15/16x33 7/8x50"	201.7 Lb	243 Lb	1	**1
LASERLEVEL ZERO DUST	102 cm	72x72 cm	51 mm	25 mm	25.4 mm	250 mm	170x86x127 cm	91.5 kg	110 kg	1	**1
DS-250 N 1300	51 15/16"	36 13/16x36 13/16"	2 1/16"	1"	1"	10"	78x33 7/8x50"	212.7 Lb	265 Lb	1	**1
LASERLEVEL ZERO DUST	132 cm	93.5x93.5 cm	51 mm	25 mm	25.4 mm	250 mm	200x86x127 cm	96.5 kg	120 kg	1	**1
DS-250 N 1500	59 13/16"	42 5/16x42 5/16"	2 1/16"	1"	1"	10"	86 5/8x33 7/8x50"	220 Lb	276 Lb	1	**1
LASERLEVEL ZERO DUST	152 cm	107.5x107.5 cm	51 mm	25 mm	25.4 mm	250 mm	220x86x127 cm	100 kg	125 kg	1	**1

DS-250 N 1000	REF.	52920	52921	52922			
LASERLEVEL ZERO DUST	Voltage / RPM	230V-50 Hz. / 2800	230V-50 UK Hz. / 2800	220V-60 Hz. / 3400			
DS-250 N 1300	REF.	52930	52931	52933	52934		
LASERLEVEL ZERO DUST	Voltage / RPM	230V-50 Hz. / 2800	230V-50 Hz. UK. / 2800	110V-50 Hz. / 2800	120V-60 Hz.inch. / 3400		
DS-250 N 1500	REF.	52940	52941	52942	52943	52944	52945
LASERLEVEL ZERO DUST	Voltage / RPM	230V-50 Hz. / 2800	230V-50 Hz. UK / 2800	220V-60 Hz. / 3400	110V-50 Hz. / 2800	120V-60 Hz.Inch. / 3400	380V-50 Hz. 3F / 2800

Cutting capabilities may vary depending on the head position, special plates and disc diameter. Ref. 52925, 52935 & 52945 (3F): 4 CV/HP.

ACCESSORIES	51916 - Tile Fixer DV/DC/DS/DX	51914 - Roller Table Extension DU/DC/DS/DX (from 2013)	-Cables with plug



RUBI

DX-250 PLUS LASER&LEVEL ZERO DUST

SLIDING HEAD MACHINE WITH PLUNGE EFFECT , FOR TOTAL VERSATILITY.

For all types of ceramic tiles and building materials such as marble, granite and all kind of bricks.

- Equipped with protective head for safety in the use of segmented blades. With thermal protection and overcurrent
- Water pump cooling disk with regulator tap.
- Diamond disc Ø 250 mm. (Not included).
- Adjustable head with trimmer effect.
- Retractable legs with "shell" function and transport system on wheels.
- Upper motor and belt transmission.
- With a stop for repetitive cuts.
- Work tables in aluminum and removable for cleaning.
- Removable water tank.
- 2mW line laser.
- Machine supplied without cable.
- Supplied with new ZERO DUST system already assembled. Also provided with a second anti-splash standard protector



1

Set sliding motor on bearings of high precision and reliability. Perfect finishes.

2

Equipped with ZERO DUST system. Tested and certified by TNO.

3

High performance plunge effect. Maximum cutting height.

4

Aluminium structure. Lighter cutter with maximum resistance to hard working conditions.

DX-250 PLUS 1000	44 1/8"	31 1/8x31 1/8"	2 3/4 / 5 11/16"	1 3/8"	1"	10"	66 15/16x33 7/8x50 13/16"	174 Lb	✓	1	**1
LASER&LEVEL ZERO DUST	112 cm	79x79 cm	70 / 145 mm	35 mm	25.4 mm	250 mm	170x86x129 cm	79 kg			
DX-250 PLUS 1400	59 13/16"	42 5/16x42 5/16"	2 3/4 / 5 11/16"	1 3/8"	1"	10"	78x33 7/8x50 13/16"	197.3 Lb	✓	1	**1
LASER&LEVEL ZERO DUST	152 cm	107.5x107.5 cm	70 / 145 mm	35 mm	25.4 mm	250 mm	200x86x129 cm	89.5 kg			
DX-250 PLUS 1000 LASER&LEVEL ZERO DUST	REF.		52900		52902						
	Voltage / RPM		230V-50Hz. / 2800		110V-50Hz. / 2800						
DX-250 PLUS 1400 LASER&LEVEL ZERO DUST	REF.		52910		52912						
	Voltage / RPM		230V-50Hz. / 2800		110V-50Hz. / 2800						

The cutting capacities may vary depending on the position of the head, special flanges and disc diameter.

ACCESSORIES	51914 -Roller Table Extension DU/DC/DS/DX (from 2013)	54822 -Lateral Stop for DC/DS/DX	51910 -Base Lateral Stop DV/DC/DS/DX	54844 -Adjustable Length Lateral Stop DC/DS/DX



RUBI

DC-250 ZERO DUST

DYNAMIC CUTTER WITH MAXIMUM FUNCTIONALITY.

For coated ceramics, glazed stoneware, porcelain stoneware and other materials.

- Extruded aluminium tables, removable for easy cleaning of the machine.
- Single phase direct drive motor, 1.1 kW (1.5 hp) with thermal protector.
- Water pump refrigeration of blade with flow control.
- High structural rigidity in chassis.
- Mobile head on bearings and foldable at 45 ° for miter cuts.
- Includes diamond disc CEV-SUPERPRO Ø250 mm.(except Ref. 54997 and 54998)
- Machine supplied without cable.
- Supplied with new ZERO DUST system already assembled. Also provided with a second anti-splash standard protector



1

Equipped with ZERO DUST system.
Tested and certified by TNO.

2

DC-250 1200, chassis with anti-corrosion treatment.

3

With adjustable rule (0 to 60°)
with lateral stop.

4

Plunge effect allowing
adjustment cutting height.

DC-250 850	33 11/16"	33 11/16"	27 3/8x27 3/8"	2 3/8 / 3 9/16"	1 15/16"	✓	10"	53 15/16x32 5/16x51 9/16"	121 Lb	154 Lb	✓	1	**1
ZERO DUST	85.5 cm	98 cm	69.5x69.5 cm	61 / 90 mm	50 mm		250 mm	137x82x131 cm	55 kg	70 kg			
DC-250 1200	42 1/2"	47 7/8"	33 7/16x33 7/16"	2 3/8 / 3 9/16"	1 15/16"	✓	10"	63x32 5/16x51 9/16"	132 Lb	165 Lb	✓	1	**1
ZERO DUST	108 cm	120.5 cm	85x85 cm	61 / 90 mm	50 mm		250 mm	160x82x131 cm	60 kg	75 kg			
DC-250 850 ZERO DUST	REF.	54933	54934	54935	54997								
	Voltage / RPM	230V-50Hz. / 2790	220V-60Hz. / 2790	110V-50Hz. / 2790	230V-50Hz. / 2790 + CPA SUPER PRO								
DC-250 1200 ZERO DUST	REF.	55941	55942	55943	54998								
	Voltage / RPM	230V-50 Hz. / 2790	220V-60 Hz. / 2790	110V-50 Hz. / 2790	230V-50 Hz. / 2790 + CPA SUPER PRO								

The cutting capacities may vary depending on the position of the head, special flanges and disc diameter.

ACCESSORIES	54999 -Laser & Level Kit DV/DC/DS/DX	54822 -Lateral Stop for DC/DS/DX	51916 -Tile Fixer DV/DC/DS/DX	54993 -Table Extension DV/DC



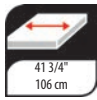
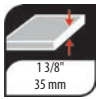

RUBI

DV-200 1000

MOBILE HEAD ELECTRIC CUTTER OF MAXIMUM FUNCTIONALITY AND RELIABILITY

For ceramic tiles, glazed stoneware, porcelain tile and other materials.

- Includes diamond disc CEV PRO Ø 200 mm.
- Direct motor, single phase 1.1 kW (1.5 HP) with thermal protector.
- Water pump refrigeration of blade with flow control
- Reinforced chassis, greater structural rigidity.
- Adjustable lateral stop (0 ° to 60 °) for repetitive cuts.
- Large work area (100x48,5cm) suitable for large formats.
- Working height of 84.5 cm. for improved user ergonomics.
- Double Switch (ON/OFF) quick and easy access.
- Foldable head at 45° for miter cuts that can cut up to 106cm. length.
- Equipped with C³ SYSTEM. The most effective cooling and cleaning system for blades. Front blade cooling diffuser with 5 positions depending on the hardness or the abrasion of the material.
- Machine supplied without cable.



1

Set motor on sliding bearings for maximum accuracy and cut quality.

2

C³ System, improves blade's cleaning and cooling for a higher performance.

3

Removable aluminum tables for easy cleaning of the machine.


4

Folding legs with built-in wheels for a more comfortable transport.

DV-200 1000	41 3/4" 106 cm	30 1/8x30 1/8" 76.5x76.5 cm	1 3/8" 35 mm	9/16" 15 mm	√	8" 200 mm	63x23 1/4x46 1/16" 160x59x117 cm	133.4 Lb 60.5 kg	1	**1
DV-200 1000	REF.		54911	54912	54913	54914				
	Voltage / RPM		230V-50 Hz. / 2790	220V-60Hz. / 2790	110V-50Hz. / 2790	120V-60Hz. / 2790				

The cutting capacities may vary depending on the position of the head, special flanges and disc diameter.

ACCESSORIES	54999 -Laser & Level Kit DV/DC/DS/DX	54993 -Table Extension DV/DC	51916 -Tile Fixer DV/DC/DS/DX	51910 -Base Lateral Stop DV/DC/DS/DX



RUBI

DU-200 EVO

MOBILE HEAD CUTTER FOR RENOVATIONS AND LIGHT WORKS.

To cut ceramic tiles. Ideal for floor and wall tiles.

- Motor assembly mounted on sliding bearings and foldable for mitre cuts.
- With lateral stop for repetitive cuts and adjustable square from 0 to 45°.
- Direct drive motor with thermal protector and reinforced chassis.
- Corrugated tube to protect power cable and water pipe.
- Equipped with C³ SYSTEM. The most effective cooling and cleaning system for blades. Front blade cooling diffuser with 5 positions depending on the hardness or the abrasion of the material.
- Bi-material handle, better ergonomics.
 - With CEV-SUPERPRO diamond disc Ø 200 mm.



1

Built-in foldable legs. Very easy to fix.

2

With wheels and handle for a more comfortable transport and handling.

3

External water tank, easy to handle and clean.

4

C³ System, improves blade's cleaning and cooling for a higher performance.

DU-200 EVO 650	25 9/16"	17 11/16x17 11/16"	1 3/8"	13/16"	√	8"	46 1/16x15 3/8x40 3/16"	49.6 Lb	1	9
	65 cm	45x45 cm	35 mm	20 mm		200 mm	117x39x102 cm	22.5 kg		
DU-200 EVO 850	33 7/16"	24x24"	1 3/8"	13/16"	√	8"	53 9/16x15 3/8x40 3/16"	60 Lb	1	6
	85 cm	60x60 cm	35 mm	20 mm		200 mm	136x39x102 cm	27.2 kg		
DU-200 EVO 650	REF.	55903	55905	55906	55989	55907	55938	55939	55949	
	Voltage / RPM	230V-50Hz. / 2915	230V-50Hz. UK / 2915	110V-50Hz. UK / 2670	220V-60Hz. UK / 3490	120V-60Hz. USA / 3200	220V-60Hz. / 3490	240V-50Hz. AUS. / 2915	230V-50Hz. / 2915	
DU-200 EVO 850	REF.	54975	54976	54977	54974	54979				
	Voltage / RPM	230V-50Hz. / 2915	120V-60Hz. USA / 3490	230V-50Hz. UK / 2915	110V 50Hz. UK / 2915	220V-60Hz. UK / 3490				

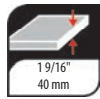

The displayed product may not correspond exactly with the actual model.

ACCESSORIES	5973 -Cleaning Block	5974 -N-Cleaning Block



For cutting ceramic tiles and other materials.

- CEV-PRO Ø8" (200mm) diamond blade included.
- Water refrigeration of the blade.
- Lateral stop to allow repetitive cuts.
- Electric cable: 4.9ft (1,5m).
- Direct drive with thermal protector.



RUBI

ND-200

PORTABLE CUTTER, IDEAL FOR FINISHINGS AND RENOVATIONS.



1	2	3	4
Lightweight and compact, ideal for working in small spaces.	Stainless steel folding table. More durability.	Fast positioning system at 45°. Easy to use.	Removable disk protector for vertical cuts. Simplifies creation of light boxes, frames, etc...

ND-200	∞ cm	∞ cm	9" / 23 cm	1 9/16" / 40 mm	√	8" / 200 mm	20 1/16x20 11/16x9 7/16" / 51x52.5x24 cm	37.9 Lb / 17.2 kg	1	8
	REF.	45910	45915	45911	45916	45918				
ND-200	Voltage / RPM	230V-50 Hz. / 2770	230V-50 Hz.UK / 2770	220V-60 Hz. / 2770	110V-50 Hz.UK / 2770	120V-60 Hz.USA / 2770				

The cutting capacities may vary depending on the position of the head, special flanges and disc diameter.

ACCESSORIES

45434 -ND-200 Water Tray

2
YEARS
WARRANTY

RUBI 04



For cutting ceramic tiles, ideal for Floor and Wall tiles.

- Single-phase motor.
- For Wall tiles, Floor tiles and other materials.
- Diamond blade Ø7" (180mm) included.
- With thermic security switch.
- Electric cable: 4.9ft (1,5m).
- Model with carry case, supplied with 2 blades. (Ref. 25945, 25964, 24956)



CE EAC



ND-180

PORTABLE CUTTER, IDEAL FOR FINISHINGS AND RENOVATIONS.

1

Water refrigeration of the blade.

2

With foldable table for miter cutting up to 7 7/8" (20cm).

3

With lateral stop for repetitive cuts.

4

Guide for 45° cuts.

REF			RPM										
ND-180	25925	-	230V-50 Hz.	2800	∞ cm	∞ cm	8" 20 cm	1 3/8" 35 mm	7" 180 mm	15 9/16x15 3/16x9 5/8" 39.5x38.5x24.5 cm	26 Lb 11.8 kg	1	24
ND-180	25926	-	120V-60 Hz.	2800	∞ cm	∞ cm	8" 20 cm	1 3/8" 35 mm	7" 180 mm	15 9/16x15 3/16x9 5/8" 39.5x38.5x24.5 cm	26 Lb 11.8 kg	1	24
ND-180	25927	-	220V-60 Hz.	2800	∞ cm	∞ cm	8" 20 cm	1 3/8" 35 mm	7" 180 mm	15 9/16x15 3/16x9 5/8" 39.5x38.5x24.5 cm	26 Lb 11.8 kg	1	24
ND-180 USA	25963	-	120V-60 Hz.	2800	∞ cm	∞ cm	8" 20 cm	1 3/8" 35 mm	7" 180 mm	15 9/16x15 3/16x9 5/8" 39.5x38.5x24.5 cm	26 Lb 11.8 kg	1	24
ND-180	25945	✓	230V-50 Hz.	2800	∞ cm	∞ cm	8" 20 cm	1 3/8" 35 mm	7" 180 mm	15 9/16x15 3/16x9 5/8" 39.5x38.5x24.5 cm	29.01 Lb 13.16 kg	1	12
ND-180	25964	✓	120V-60 Hz.	2800	∞ cm	∞ cm	8" 20 cm	1 3/8" 35 mm	7" 180 mm	15 9/16x15 3/16x9 5/8" 39.5x38.5x24.5 cm	29.01 Lb 13.16 kg	1	12
ND-180 UK.	24956	✓	230V-50 Hz.	2800	∞ cm	∞ cm	8" 20 cm	1 3/8" 35 mm	7" 180 mm	15 9/16x15 3/16x9 5/8" 39.5x38.5x24.5 cm	29.01 Lb 13.16 kg	1	12

The cutting capacities may vary depending on the position of the head, special flanges and disc diameter.





RUBI

DR-350 ZERO DUST

ELECTRIC SAW WITH PLUNGE EFFECT, CAPABLE OF CUTTING ALL TYPES OF MATERIAL.

For all types of building materials like: Masonry bricks, Facade bricks, Fireproof bricks, Marble, Granite and Ceramic tiles.

- Equipped with protective safety system for segmented blades.
- With thermal protector. Except three-phase motors.
- Adjustable head to 45°.
- Large table 23 1/16"x19 1/2" (58.5x49.5cm).
- Blade refrigeration by water pump with integrated regulation valve.
- Diamond blade Ø12-14" (300-350mm) not included.
- Machine supplied without cable.
- Direct drive.
- Supplied with new ZERO DUST system already assembled. Also provided with a second anti-splash standard protector



1

Head with high performance plunge effect. Large cutting capacity.

2

Equipped with ZERO DUST system. Tested and certified by TNO.

3

Large table for a larger work surface and comfort.

4














Steel structure robustness. Increased resistance to the demands of intensive work.

DR-350 ZERO DUST	33 1/16" / 84 cm	17 1/8x17 1/8" / 43.5x43.5 cm	3 3/4 / 5 7/8" / 95 / 150 mm	12-14" / 300-350 mm	45 1/4x27 3/16x52 3/16" / 115x69x132.5 cm	139 Lb / 63 kg	✓	1	**1
DR-350 ZERO DUST	REF.		56940		Voltage / RPM		230V-50 Hz. / 2800		
							56948		
							380V-50 Hz.3F / 2800		

The cutting capacities may vary depending on the position of the head, special flanges and disc diameter. Ref. 56948 (3F): 4 CV/HP.



ELECTRIC CUTTERS AND MITERING SAWS

		W								
DX-350-N 1300	3 cv/hp	2,2 kW	(*4) 148,5 cm 58 7/16"	(*4) 105 x 105 cm 41 5/16 x 41 5/16"	∞	(*5) 65 mm 2 9/16"	105 / 220 mm 4 1/8" / 8 11/16"	300 - 350 mm 12 - 14"	97,5 Kg. 214.9 Lb.	✓
DX-350-N 1000	3 cv/hp	2,2 kW	(*4) 118,5 cm 46 5/8"	(*4) 83,5 x 83,5 cm 32 7/8 x 32 7/8"	∞	(*5) 65 mm 2 9/16"	105 / 220 mm 4 1/8" / 8 11/16"	300 - 350 mm 12 - 14"	98 Kg. 216 Lb.	✓
DS-250-N 1500	3 cv/hp	2,2 kW	152 cm 59 13/16"	107,5 x 107,5 cm 42 5/16 x 42 5/16"	∞	(*3) 25 mm 1"	51 mm 2 1/16"	250 mm 10"	100 Kg. 220 Lb.	-
DS-250-N 1300	3 cv/hp	2,2 kW	132 cm 51 15/16"	93,5 x 93,5 cm 36 13/16 x 36 13/16"	∞	(*3) 25 mm 1"	51 mm 2 1/16"	250 mm 10"	96,5 Kg. 212.7 Lb.	-
DS-250-N 1000	3 cv/hp	2,2 kW	102 cm 40 3/16"	72 x 72 cm 28 3/8 x 28 3/8"	∞	(*3) 25 mm 1"	51 mm 2 1/16"	250 mm 10"	91,5 Kg. 201.7 Lb.	-
 DX-250 PLUS 1400	2 cv/hp	1,5 kW	(*2) 152 cm 59 13/16"	(*2) 107,5 x 107,5 cm 42 5/16 x 42 5/16"	∞	(*6) 35 mm 1 3/8"	70 / 145 mm 2 3/4" / 5 11/16"	250 mm 10"	89,5 Kg. 197.3 Lb.	✓
DX-250 PLUS 1000	2 cv/hp	1,5 kW	(*2) 112 cm 44 1/8"	(*2) 79 x 79 cm 31 1/8 x 31 1/8"	∞	(*6) 35 mm 1 3/8"	70 / 145 mm 2 3/4" / 5 11/16"	250 mm 10"	79 Kg. 174 Lb.	✓
DC-250 1200	1,5 cv/hp	1,1 kW	(*2) 120,5 cm 48"	(*2) 85 x 85 cm 33 7/16 x 33 7/16"	∞	50 mm 1 15/16"	61 / 90 mm 2 3/8" / 3 9/16"	250 mm 10"	60 Kg. 132 Lb.	✓
DC-250 850	1,5 cv/hp	1,1 kW	(*2) 98 cm 38 9/16"	(*2) 69,5 x 69,5 cm 27 3/8 x 27 3/8"	∞	50 mm 1 15/16"	61 / 90 mm 2 3/8" / 3 9/16"	250 mm 10"	55 Kg. 121 Lb.	✓
DV-200 1000	1,5 cv/hp	1,1 kW	106 cm 41 3/4"	76,5 x 76,5 cm 30 1/8 x 30 1/8"	∞	(*3) 15 mm 9/16"	35 mm 1 3/8"	200 mm 8"	57,5 Kg. 126.8 Lb.	-
DU-200 EVO	1,1 cv/hp	0,8 kW	65 cm 26"	45 x 45 cm 18 x 18"	∞	20 mm 13/16"	35 mm 1 3/8"	200 mm 8"	22,5 Kg. 49.6 Lb.	-
ND-200	1,1 cv/hp	0,8 kW	∞	∞	(*1) 23 cm 9"	24 mm 15/16"	40 mm 1 9/16"	200 mm 8"	17,2 Kg. 37.9 Lb.	-
 ND-180 + 	0,7 cv/hp	0,55 kW	∞	∞	20 cm 8"	22 mm 7/8"	35 mm 1 3/8"	180 mm 7"	13,6 Kg. 29 Lb.	-
ND-180	0,7 cv/hp	0,55 kW	∞	∞	20 cm 8"	22 mm 7/8"	35 mm 1 3/8"	180 mm 7"	11,8 Kg. 26 Lb.	-
 DR-350	3 cv/hp	2,2 kW	(*4) 84 cm 33"	(*4) 43,5x43,5 cm 17 x 17"	∞	(*5) 71 mm 2 13/16"	95 / 150 mm 3 3/4" / 5 7/8"	300 - 350 mm 12 - 14"	63 Kg. 139 Lb.	✓

(*1) With lateral stop.

(*2) 13/32" (10mm) thick material and plunge effect.

(*3) With special decks for mitering.

(*4) With Ø12" (300mm) blade, 13/32" (10mm) thick material and plunge effect.

(*5) With Ø14" (350mm) blade.

(*6) Saw head in the lowest position.



N-CLEANING BLOCK

- Specifically designed to bring back the diamonds on the rim of diamond blades when cutting porcelain.

	REF	
N-CLEANING BLOCK	05974	5



CLEANING BLOCK

- For cleaning of diamond blades.

	REF	
CLEANING BLOCK	05973	5



ND WATER TRAYS

- Help to keep working area clean and free from water.

	REF	
ND-200 WATER TRAY	45434	5

SET OF FLANGES FOR MITERING CUTS.

- Great accuracy when making miters cuts.
- Available in several models.



	REF	
SET OF FLANGES DX-350	51915	1
SET OF FLANGES DV/DC/DX-250	57991	1

SET OF SPECIAL FLANGES

- 68mm diameter flanges, for DX series to increase thickness of cut.



	REF	
SET OF FLANGES DX-350	54939	1

ROLLER TABLE EXTENSION

- With rollers to simplify movement of the tiles.
- With adjustable foldable legs.
- Work surface 26 9/16"x22 5/8" (675x575mm) and maximum weight 154lb (70kg).
- Installation on both sides of the machine.



	REF	
ROLLER TABLE EXTENSION DU/DC/DS/DX (FROM 2013)	51914	1


ACCESSORIES FOR ELECTRIC CUTTERS

· ACCESSORIES FOR ELECTRIC CUTTERS.



TABLE EXTENSION

- Increases work surface for large format ceramic tiles. 23 5/8" (600x230mm).
- Maximum weight: 22Lb, (10kg).
- Available in several models.

	REF	
TABLE EXTENSION DS/DX (FROM 2014)	54991	1
TABLE EXTENSION DV/DC	54993	1



TILE FIXER DV/DC/DS/DX

- Allows the fixing of the ceramic during cutting, thus avoiding sudden movements.
- Accessory adaptable to DV,DC,DS and DX series (up to 2009).

	REF	
TILE FIXER DV/DC/DS/DX	51916	1



LATERAL STOP FOR DC/DS/DX

- Lateral Stop 19 11/16" (50cm).
- Facilitates positioning of the ceramic, while reducing the percentage of errors.
- Accessory adaptable to DW-250-NL (up to 2012).

	REF	
LATERAL STOP FOR DC/DS/DX	54822	1



BASE LATERAL STOP FOR DV/DC/DS/DX

- Makes 45° cuts easier when finishing skirting boards.
- Precise adjustments to ensure parallelism of cut.
- Customised accessory for DV/DC/DS & DX cutters.

	REF	
BASE LATERAL STOP DV/DC/DS/DX	51910	1

ACCESSORIES FOR ELECTRIC CUTTERS

· ACCESSORIES FOR ELECTRIC CUTTERS.



LATERAL STOP DV-200

- Lateral stop 47 5/8" (121cm) length.
- Ideal for blocking large pieces.
- Exclusive for DV-200 1000 model

	REF	
LONGITUDINAL LATERAL STOP FOR DV-200	54994	1



ADJUSTABLE LENGTH LATERAL STOP DC/DS/DX

- For fixing large format tiles.
- Adjustable to the maximum length of electric cutter.
- Ceramic tile blocks laterally thus avoiding any movement.
- Especially suitable for blocking and execution of repetitive miter.

	REF	
ADJUSTABLE LENGTH LATERAL STOP DC/DS/DX	54844	1






LASER & LEVEL KIT DV/DC/DS/DX

- Kit includes:
- Circular bubble level to facilitate proper positioning of the electric cutter.
- Laser Tracer indicating the passage of the disc and facilitates placement of material.
- Laser power: 2 mW
- Laser Class: 2

	REF	
LASER & LEVEL KIT DV/DC/DS/DX	54999	1

ELECTRIC CUTTING AND MITERING SAWS

	ND	DV-200	DC-250	DS-250	DX-250 PLUS	DX-350	DR-350
							
N-CLEANING BLOCK	05974	05974	05974	05974	05974	05974	05974
CLEANING BLOCK	05973	05973	05973	05973	05973	05973	05973
ND WATER TRAYS	45434						
SET OF FLANGES FOR MITERING CUTS.		57991	57991		57991	51915	
SET OF SPECIAL FLANGES						54939	
ROLLER TABLE EXTENSION		51914	51914	51914	51914		
TABLE EXTENSION		54993	54993	54991	54991	54991	
TILE FIXER DV/DC/DS/DX		51916	51916	51916	51916	51916	
LATERAL STOP FOR DC/DS/DX			54822	54822	54822	54822	
BASE LATERAL STOP FOR DV/DC/DS/DX		51910	51910	51910	51910	51910	
LATERAL STOP DV-200		54994					
ADJUSTABLE LENGTH LATERAL STOP DC/DS/DX			54844	54844	54844	54844	
LASER & LEVEL KIT DV/DC/DS/DX		54999	54999	54999	54999	54999	

CABLES WITH PLUG FOR CUTTERS.

• CABLES WITH PLUG FOR THE SERIES DV, DC, DS, DX AND DR. CUTTERS.

CABLES WITH PLUG

- For machines supplied without cable, please include both the reference of the machine and the reference of the correct voltage cable with plug which is suitable for the Country of destination.
- Approximate length 3.5m.



	REF		
CABLE WITH PLUG 230/50 EUR	58850	230V - 50 Hz.EUR	1
CABLE WITH PLUG 380/50 EUR	58851	380v-50 Hz.EUR	1
CABLE WITH PLUG 110/50 UK	58852	110v-50 Hz.UK	1
CABLE WITH PLUG 230/50 UK	58853	230V-50 Hz.UK	1
CABLE WITH PLUG 120/60 15A 12AWG USA	58854	120V-60 Hz.15 A 12AWG USA	1
CABLE WITH PLUG 220/60 15A 12AWG USA	58856	220V-60 Hz.15 A 12AWG USA	1
CABLE WITH PLUG 220/60 20A 12AWG USA	58857	220V-60 Hz.20 A 12AWG USA	1
CABLE WITH PLUG 230/50 10A AUS	58863	230v - 50 Hz. 10A AUSTR.	1

CE



EXTENSION CORDS EC-1/EC-2

- Flexible PVC Cable 3 x 1.5 mm².
- 230 V, 13.9 A, 3500 W with thermal circuit breaker and 4 sockets (2P+T) Schuko type.
- IP-20.

	REF	
EXTENSION CORD EC1 82 FT. (25 M.) / 13,9A PLUS	83991	1
EXTENSION CORD EC2 164 FT. (50 M.) / 13,9A PLUS	83949	1

For dry and wet cutting of ceramic tiles and natural stone.

- Especially suitable for large pieces.
- Allows the user to reduce manipulation, handling heavy or awkward use.
- Content:
 - Blade Ø180mm TCR-180 SUPERPRO.
 - Parallel guide.
 - Cable with PRCD switch (differential).
 - Cone reducer for vacuum cleaner.
 - Transport case.



CIRCULAR SAW TC-180

PRECISE CUTTING ON LARGE FORMAT MATERIALS.



1	2	3	4
Practical cutter and easy to use for large pieces.	Double cooling system, wet and dry. Greater adaptability to environment.	Guiding mark for better visibility of the line of cut.	Easy adjustment of cutting thickness. Greater versatility and adaptability to the different materials.

REF		RPM	W										
TC-180	50939	✓	5800	1800 W	230V / 50-60Hz	2 3/16" / 55 mm	7" / 180 mm	7/8" / 22.2 mm	13x17 11/16x14 15/16" / 33x45x38 cm	✓	14.8 Lb / 6.7 kg	24 Lb / 11 kg	1 10

ACCESSORIES	50956 - 80cm Guide for TC-180 (31 1/2")	50957 - Guide connector	50958 - Fixing C-clamp



CIRCULAR SAW TC-180 KIT

- Kit includes:
- 1 x Circular Cutter TC-180 230V 50/60Hz (Ref. 50939), 1 x Blade TCR-180 (Ref. 31975), 2 x Guide 80 cm. for TC-180 (Ref. 50956), 1 x Connector guides (Ref. 50957), 2 x Fixing Clamps (Ref. 50958).

	REF		
TC-180 230V/50-60HZ KIT	50994	1	8

ACCESSORIES FOR CIRCULAR SAW TC-180

TC-180 GUIDES

- Aluminium Guide for straight cuts.
- Ability to connect multiple guides through the connector (Ref. 50957)

	REF			
80CM GUIDE FOR TC-180 (31 1/2")	50956	32 5/16x7 5/16x13/16" 82x18.5x2 cm	2.78 Lb 1.26 kg	1
120CM GUIDE FOR TC-180 (47 1/4")	50959	47 5/8x7x13/16" 121x18x2 cm	4 Lb 1.8 kg	1



GUIDE CONNECTOR

- Allows the connection of multiple guides to increase cutting length.

	REF	
GUIDE CONNECTOR	50957	1



FIXING C-CLAMP

- Highly recommended for fixing the guide on the ceramic and preventing movement through out the cut, thus achieving a cleaner cut.

	REF	
FIXING C-CLAMP	50958	1



04

RUBI



WARRANTY



CE EAC

RUBI

AS-30 PRO VACUUM CLEANER

VACUUM ADAPTABLE TO ELECTRIC MACHINES

To vacuum wet or dry.

- For wet and dry vacuuming.
- Power: 1400 W.
- Airflow: 58 l / s.
- Vacuum: 180 mbar. (18 psi.)
- Capacity: 30 l.
- Double switch: On / Off and automatic start.
- Socket for electric tool (max.2000W)
- Electrical cable: 4 m.
- Accessories included:
 - Hose, nozzle (35/37 mm.)and crevice tool.
 - Steel pipes.
 - Wet brush.
 - Filter damp sponge for wet.
 - HEPA filter for dry.

REF



AS-30 PRO VACUUM
CLEANER

50962

25 3/16x14 15/16x14 15/16"
64x38x38 cm

210-240V/50-60 Hz

1

9

ACCESSORIES AS-30 PRO


• RANGE OF ACCESSORIES COMPATIBLE WITH AS-30 PRO VACUUM CLEANER.



AS-30 PRO VACUUM CLEANER PAPER BAG.

- Paper bag for dust vacuuming.
- Compatible with AS-30 PRO.
- Biodegradable.
- 4 units set.

	REF	
AS-30 PRO VACUUM CLEANER PAPER BAG.	50964	1



AS-30 PRO VACUUM CLEANER DRY FILTER

- HEPA filter for dry vacuuming.
- Compatible with AS-30 PRO.
- Minimum particle size: 5 µm.

	REF	
AS-30 PRO VACUUM CLEANER DRY FILTER	50998	1



AS-30 PRO VACUUM CLEANER WET FILTER.

- Filter for wet vacuuming.
- Compatible with AS-30 PRO.
- 2 units set.

	REF	
AS-30 PRO VACUUM CLEANER WET FILTER.	50999	1



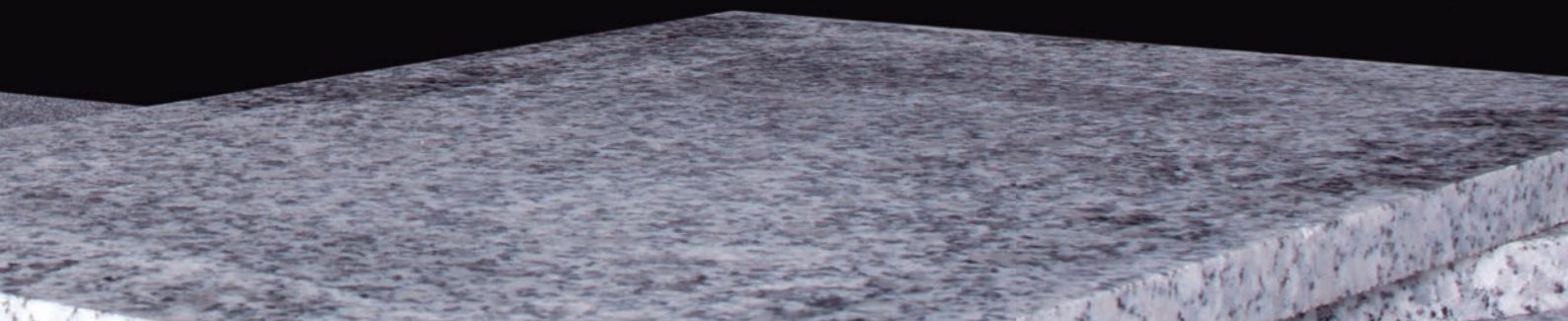


05

DIAMOND BLADES

DRY CUTTING DIAMOND BLADES

WET CUTTING DIAMOND BLADES



DIAMOND BLADES - DRY CUT

· DIAMOND BLADES WITHOUT NEED OF WATER FOR COOLING.

ERC



GENERAL PURPOSE SEGMENTED DIAMOND BLADE (STT)

- Recommended blade for cutting all types of building materials, included Reinforced concrete. High performance and speed of cutting.
- For cutting materials > 25 mm thickness.
- Only for straight cuts, not suitable for mitering.

	REF					
STT 115 SUPERPRO	30974	4 1/2" 115 mm	7/8" 22.2 mm	0.085" 2.2 mm	3/8" 10 mm	1
STT 125 SUPERPRO	30975	5" 125 mm	7/8" 22.2 mm	0.085" 2.2 mm	3/8" 10 mm	1
STT 230 SUPERPRO	30976	9" 230 mm	7/8" 22.2 mm	0.085" 2.2 mm	3/8" 10 mm	1

ERC



GENERAL PURPOSE SEGMENTED DIAMOND BLADE (SEV)

- Recommended for cutting building materials such as brick, concrete, terrazzo.
- The fastest. Maximum speed and best blade's cooling. To cut materials with more than 1" (25 mm.) thickness.
- * Perforated steel blade to improve cooling and diminish cut's tensions.
- Only for straight cuts, not suitable for mitering.

	REF					
SEV 115 PRO	25915	4 1/2" 115 mm	7/8" 22.2 mm	0.060" 1.6 mm	5/16" 8 mm	1
SEV 125 PRO	32940	5" 125 mm	7/8" 22.2 mm	0.060" 1.6 mm	5/16" 8 mm	1
SEV 180 PRO	25938	7" 180 mm	7/8" 22.2 mm	0.080" 2 mm	5/16" 8 mm	1
SEV 230 PRO	25916	9" 230 mm	7/8" 22.2 mm	0.090" 2.3 mm	5/16" 8 mm	1

DIAMOND BLADES - DRY CUT

· DIAMOND BLADES WITHOUT NEED OF WATER FOR COOLING.



ERC




GENERAL PURPOSE TURBO DIAMOND BLADE (TSV)

- Recommended for cutting building materials such as bricks, concrete, terrazzo.
- A great combination. High performance and cutting speed with high standard finishes.
- Only for straight cuts, not suitable for mitering with angle grinder.

REF						
TSV 115 PRO	25917	4 1/2" 115 mm	7/8" 22.2 mm	0.080" 2 mm	5/16" 8 mm	1
TSV 125 PRO	31980	5" 125 mm	7/8" 22.2 mm	0.085" 2.2 mm	5/16" 8 mm	1
TSV 230 PRO	25918	9" 230 mm	7/8" 22.2 mm	0.095" 2.5 mm	5/16" 8 mm	1
TSV 125 SUPERPRO	31982	5" 125 mm	7/8" 22.2 mm	0.080" 2 mm	5/16" 8 mm	1

ERC



CERAMIC TILES CONTINUOUS RIM DIAMOND BLADE (CSV)

- Blade for general cut of ceramic tiles as wall tile, floor tiles, porcelain.
- The best finish. To cut ceramic tiles and other stone coating materials with less than 1" (25 mm.) thickness.
- Only for straight cuts, not suitable for mitering.

REF						
CSV 115 PRO	25910	4 1/2" 115 mm	7/8" 22.2 mm	0.060" 1.6 mm	5/16" 8 mm	1
CSV 125 PRO	31915	5" 125 mm	7/8" 22.2 mm	0.060" 1.6 mm	5/16" 8 mm	1
CSV 115 SUPERPRO	30882	4 1/2" 115 mm	7/8" 22.2 mm	0.060" 1.6 mm	5/16" 8 mm	1
CSV 125 SUPERPRO	30883	5" 125 mm	7/8" 22.2 mm	0.060" 1.6 mm	5/16" 8 mm	1
CSV 230 SUPERPRO	30888	9" 230 mm	7/8" 22.2 mm	0.075" 1.9 mm	5/16" 8 mm	1

· DIAMOND BLADES WITHOUT NEED OF WATER FOR COOLING.

EAC




HARD MATERIALS TURBO DIAMOND BLADE (TSA)

- Recommended blades to cut hard materials such as granite, rustic tiles, klinker, fire bricks, slate.
- A great combination. High performance and cutting speed with high standard finishes.
- Only for straight cuts, not suitable for mitering with angle grinder.

	REF						
TSA 115 PRO	31952	4 1/2" 115 mm	7/8" 22.2 mm	0.080" 2 mm	5/16" 8 mm		1
TSA 125 PRO	31953	5" 125 mm	7/8" 22.2 mm	0.085" 2.2 mm	5/16" 8 mm		1
TSA 180 PRO	31956	7" 180 mm	7/8" 22.2 mm	0.085" 2.2 mm	5/16" 8 mm		1
TSA 230 PRO	31958	9" 230 mm	7/8" 22.2 mm	0.095" 2.5 mm	5/16" 8 mm		1

EAC



HARD MATERIALS TURBO VIPER DIAMOND BLADE (TVA)

- Recommended blade for cutting hard materials such as granite, rustic tiles, clinker, refractory, slate and porcelain tile.
- The specific design of the diamond band offers greater speed of cutting harder materials without sacrificing finish quality.
- Only for straight cuts, not suitable for mitering.

	REF						
TVA 115 SUPERPRO	31932	4 1/2" 115 mm	7/8" 22.2 mm	0.055" 1.4 mm	3/8" 10 mm		1
TVA 125 SUPERPRO	31933	5" 125 mm	7/8" 22.2 mm	0.055" 1.4 mm	3/8" 10 mm		1
TVA 180 SUPERPRO	31934	7" 180 mm	7/8" 22.2 mm	0.060" 1.6 mm	3/8" 10 mm		1
TVA 230 SUPERPRO	31935	9" 230 mm	7/8" 22.2 mm	0.060" 1.6 mm	3/8" 10 mm		1

EAC



HARD MATERIALS SEGMENTED DIAMOND BLADE (SHA)

- Recommended blades to cut hard materials such as granite, rustic tiles, klinker, fire bricks, slate.
- The fastest. Maximum speed and best blade's cooling. To cut materials with more than 1" (25 mm.) thickness.
- Only for straight cuts, not suitable for mitering.

	REF						
SHA 115 PRO	32922	4 1/2" 115 mm	7/8" 22.2 mm	0.085" 2.2 mm	5/16" 8 mm		1
SHA 230 PRO	32928	9" 230 mm	7/8" 22.2 mm	0.110" 2.8 mm	5/16" 8 mm		1
SHA 180 SUPERPRO	32926	7" 180 mm	7/8" 22.2 mm	0.095" 2.4 mm	5/16" 8 mm		1

DIAMOND BLADES - DRY CUT

· DIAMOND BLADES WITHOUT NEED OF WATER FOR COOLING.

ERC



HARD MATERIALS SEGMENTED DIAMOND BLADE "CANTERO" (SCA)

- Recommended for cutting high hardness natural stones such as granite, basalt, quartzite, concrete drive, etc.
- Long life and high performance. Bar of 12 mm.
- High speed cutting.
- For cutting materials > 25 mm thickness.
- Only for straight cuts, not suitable for mitering.

	REF					
SCA 230 SUPERPRO	30904	9" 230 mm	7/8" 22.2 mm	0.120" 3 mm	1/2" 12 mm	1

ERC

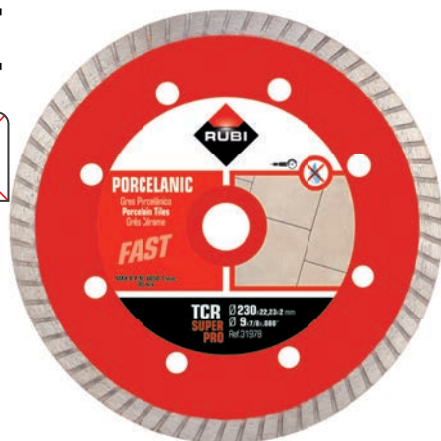


PORCELAIN TILES CONTINUOUS RIM DIAMOND BLADE (CPR)

- Recommended blade to cut fine porcelain tiles with less than 1" (25 mm.) thickness.
- The best finish.
- Only for straight cuts, not suitable for mitering with angle grinder.

	REF					
CPR 115 SUPERPRO	30972	4 1/2" 115 mm	7/8" 22.2 mm	0.060" 1.7 mm	5/16" 8 mm	1
CPR 125 SUPERPRO	30973	5" 125 mm	7/8" 22.2 mm	0.060" 1.7 mm	5/16" 8 mm	1

ERC



PORCELAIN TILES TURBO DIAMOND BLADE (TCR)

- Recommended blade to cut fine porcelain tiles.
- High performance and fast cutting speed with high quality finishes. Only for straight cuts, not suitable for mitering.

	REF					
TCR 115 SUPERPRO	31972	4 1/2" 115 mm	7/8" 22.2 mm	0.055" 1.4 mm	5/16" 8 mm	1
TCR 125 SUPERPRO	31973	5" 125 mm	7/8" 22.2 mm	0.055" 1.4 mm	5/16" 8 mm	1
TCR 180 SUPERPRO	31975	7" 180 mm	7/8" 22.2 mm	0.060" 1.6 mm	5/16" 8 mm	1
TCR 230 SUPERPRO	31978	9" 230 mm	7/8" 22.2 mm	0.080" 2 mm	5/16" 8 mm	1

· DIAMOND BLADES WITHOUT NEED OF WATER FOR COOLING.

EAC



PORCELAIN TILES J-SLOT DIAMOND BLADE (CPJ)

- For cutting hard porcelain tiles with the best performance.
- Specially recommended for straight cuts and high speed cutting.
- Not for miter.
- Thanks to J-Slot typology, this disc increases cutting speed on very hard porcelain tiles, while reducing the stresses generated through out the cut.
- It's original design is for dry cutting, but also allows wet cutting.

	REF					
CPJ 115 SUPERPRO	32932	4 1/2" 115 mm	7/8" 22.2 mm	0.055" 1.4 mm	5/16" 8 mm	1
CPJ 125 SUPERPRO	32933	5" 125 mm	7/8" 22.2 mm	0.055" 1.4 mm	5/16" 8 mm	1

EAC



ABRASIVE MATERIALS SEGMENTED DIAMOND BLADE (SON)

- Recommended blades to cut abrasive materials such as bricks, calcareous terrazzo, marble, sandstone.
- Only for straight cuts, not suitable for mitering.

	REF					
SON 125 SUPERPRO	32903	5" 125 mm	7/8" 22.2 mm	0.085" 2.2 mm	5/16" 8 mm	1
SON 230 SUPERPRO	32908	9" 230 mm	7/8" 22.2 mm	0.100" 2.6 mm	5/16" 8 mm	1

EAC



MARBLE ELECTROPLATED DIAMOND BLADE (EMG)

- Recommended electroplated diamond blade to cut marble, limestone and fibers.
- Less vibration. To cut those materials with high risk of breaking, as marble and fibers.
- Only for straight cuts, not suitable for mitering.

	REF					
EMG 115 SUPERPRO	30995	4 1/2" 115 mm	7/8" 22.2 mm	0.085" 2.2 mm	1/8" 3 mm	1
EMG 125 SUPERPRO	30996	5" 125 mm	7/8" 22.2 mm	0.085" 2.2 mm	1/8" 3 mm	1
EMG 230 SUPERPRO	30997	9" 230 mm	7/8" 22.2 mm	0.120" 3 mm	1/8" 3 mm	1

DIAMOND BLADES - DRY CUT

· DIAMOND BLADES WITHOUT NEED OF WATER FOR COOLING.



EAC



DIAMOND BLADE RESCUE (RSQ)

- Recommended disc for cutting all types of materials including metal, plastic and wood, and more.
- Vacuum Brazed Technology.
- Increased resistance to high temperatures during cutting, reduction of spark generated.
- High speed and performance.
- Only for straight cuts, not suitable for mitering.

	REF					
RSQ 115 SUPERPRO	30900	4 1/2" 115 mm	7/8" 22.2 mm	0.110" 2.8 mm	3/16" 4 mm	1
RSQ 125 SUPERPRO	30901	5" 125 mm	7/8" 22.2 mm	0.110" 2.8 mm	3/16" 4 mm	1
RSQ 230 SUPERPRO	30902	9" 230 mm	7/8" 22.2 mm	0.120" 3.0 mm	3/16" 4 mm	1

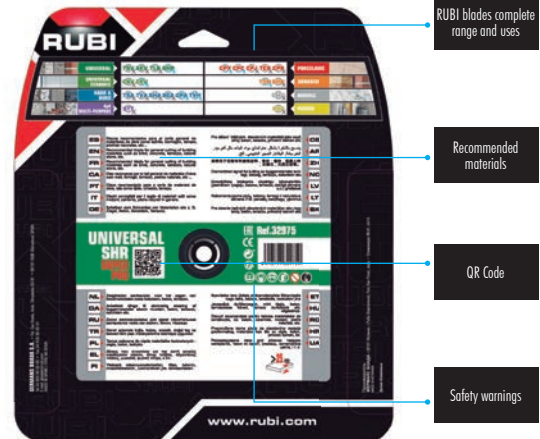
EAC



DIAMOND CUTTING & GRINDING (ECD)

- For cutting and grinding soft natural stone and ceramic tiles and synthetic materials.
- For adjustment cuts and grinding on all types of porcelain and hard materials.
- For materials with <25 mm. thickness.
- Electroplated continuous rim blade.
- Two-sided and reversible blade for a better performance.
- For grinders use. Connection: M14 thread.

	REF					
ECD 115 2IN1 SUPERPRO	31964	4 1/2" 115 mm	0" M14 mm	0.070" 1.8 mm	1/4" 5.6 mm	1
ECD 125 2IN1 SUPERPRO	31965	5" 125 mm	0" M14 mm	0.070" 1.8 mm	1/4" 5.6 mm	1



EAC




GENERAL PURPOSE SEGMENTED DIAMOND BLADE (SHR)

- Recommended for cutting building materials such as brick, concrete, terrazzo.
- The fastest. Maximum speed and best blade's cooling. To cut materials with more than 1" (25 mm.) thickness.

REF						
SHR 250 PRO	32974	10" 250 mm	1" 25.4 mm	0.100" 2.6 mm	3/8" 10 mm	1
SHR 300 PRO	32972	12" 300 mm	1" 25.4 mm	0.100" 2.6 mm	3/8" 10 mm	1
SHR 300 SUPERPRO	32970	12" 300 mm	1" 25.4 mm	0.100" 2.6 mm	3/8" 10 mm	1
SHR 350 SUPERPRO	32971	14" 350 mm	1" 25.4 mm	0.120" 3 mm	3/8" 10 mm	1

EAC



CERAMIC TILES CONTINUOUS RIM DIAMOND BLADE (CEV)

- Blade for general cut of ceramic tiles as wall tile, floor tiles, porcelain.
- The best finish. To cut and miter ceramic tiles and other stone coating materials with less than 1" (25 mm.) thickness.

REF						
CEV 180 PRO	25912	7" 180 mm	7/8-1" 22.2 - 25.4 mm	0.060" 1.7 mm	5/16" 8 mm	1
CEV 200 PRO	25913	8" 200 mm	1" 25.4 mm	0.060" 1.7 mm	5/16" 8 mm	1
CEV 250 PRO	25934	10" 250 mm	1" 25.4 mm	0.085" 2.2 mm	5/16" 8 mm	1
CEV 180 SUPERPRO	30945	7" 180 mm	7/8-1" 22.2 - 25.4 mm	0.060" 1.7 mm	5/16" 8 mm	1
CEV 200 SUPERPRO	30946	8" 200 mm	1" 25.4 mm	0.060" 1.7 mm	5/16" 8 mm	1
CEV 230 SUPERPRO	30948	9" 230 mm	7/8-1" 22.2 - 25.4 mm	0.080" 2 mm	5/16" 8 mm	1
CEV 250 SUPERPRO	30949	10" 250 mm	1" 25.4 mm	0.085" 2.2 mm	5/16" 8 mm	1
CEV 300 SUPERPRO	30950	12" 300 mm	1" 25.4 mm	0.085" 2.2 mm	3/8" 10 mm	1
CEV 350 SUPERPRO	30951	14" 350 mm	1" 25.4 mm	0.100" 2.6 mm	3/8" 10 mm	1

DIAMOND BLADES - WET CUT

· DIAMOND BLADES COOLED WITH WATER.



ERC



HARD MATERIALS CONTINUOUS RIM DIAMOND BLADE (CPA)

- Recommended for cutting hard materials such granite, rustic tiles, klinker, firebricks or slate with less than 1" (25mm) thickness.
- The best finish. To cut and miter ceramic tiles and other stone coating materials with less than 1" (25 mm.) thickness.

REF						
CPA 180 SUPERPRO	30925	7" 180 mm	7/8" 22.2 mm	0.060" 1.7 mm	5/16" 8 mm	1
CPA 200 SUPERPRO	30926	8" 200 mm	1" 25.4 mm	0.060" 1.7 mm	5/16" 8 mm	1
CPA 230 SUPERPRO	30928	9" 230 mm	7/8" 22.2 mm	0.080" 2 mm	5/16" 8 mm	1
CPA 250 SUPERPRO	30929	10" 250 mm	1" 25.4 mm	0.085" 2.2 mm	5/16" 8 mm	1
CPA 300 SUPERPRO	30930	12" 300 mm	1" 25.4 mm	0.085" 2.2 mm	3/8" 10 mm	1
CPA 350 SUPERPRO	30931	14" 350 mm	1" 25.4 mm	0.100" 2.6 mm	3/8" 10 mm	1

ERC



PORCELAIN TILES CONTINUOUS RIM DIAMOND BLADE (CPC)

- Recommended blade to cut fine porcelain tiles with less than 1" (25 mm.) thickness.
- Specially recommended for miter cutting.

REF						
CPC 180 PRO	30955	7" 180 mm	7/8-1" 22.2 - 25.4 mm	0.060" 1.7 mm	5/16" 8 mm	1
CPC 200 PRO	30956	8" 200 mm	1" 25.4 mm	0.060" 1.7 mm	5/16" 8 mm	1
CPC 230 PRO	30958	9" 230 mm	7/8-1" 22.2 - 25.4 mm	0.080" 2 mm	5/16" 8 mm	1
CPC 250 PRO	30959	10" 250 mm	1" 25.4 mm	0.085" 2.2 mm	5/16" 8 mm	1
CPC 300 PRO	30960	12" 300 mm	1" 25.4 mm	0.085" 2.2 mm	3/8" 10 mm	1
CPC 350 PRO	30961	14" 350 mm	1" 25.4 mm	0.100" 2.6 mm	3/8" 10 mm	1

DIAMOND BLADES - WET CUT

· DIAMOND BLADES COOLED WITH WATER.

EAC



PORCELAIN TILES J-SLOT DIAMOND BLADE (CPX)

- Recommended disc to cut fine porcelain tiles.
- High Tech. High speed on straight cuts on porcelain tiles.
- Only for straight cut, not recommended for miter cuts.

	REF					
CPX 200 PRO	30964	8" 200 mm	1" 25.4 mm	0.060" 1.6 mm	5/16" 8 mm	1
CPX 250 PRO	30962	10" 250 mm	1" 25.4 mm	0.060" 1.6 mm	5/16" 8 mm	1
CPX 300 PRO	30963	12" 300 mm	1" 25.4 mm	0.060" 1.6 mm	5/16" 8 mm	1

EAC



DIAMOND PORCELAIN STONEWARE TURBO MITER (TPI)

- For the miter cut of porcelain tiles. High stability and speed of cut.
- Sintered TURBO blade.
- Laser welding.

	REF					
TPI 200 SUPERPRO	31966	8" 200 mm	1" 25.4 mm	0.095" 2.5 mm	5/16" 8 mm	1
TPI 230 SUPERPRO	31967	9" 230 mm	1" 25.4 mm	0.095" 2.5 mm	5/16" 8 mm	1
TPI 250 SUPERPRO	31969	10" 250 mm	1" 25.4 mm	0.095" 2.5 mm	5/16" 8 mm	1

EAC



HARD MATERIALS TURBO VIPER DIAMOND BLADE (TVH)

- Recommended blade for cutting hard materials such as granite, rustic tiles, clinker, refractory, slate and porcelain tile.
- The specific design of the diamond band offers greater speed of cutting harder materials without sacrificing finish quality.
- Only for straight cuts, not suitable for mitering.

	REF					
TVH 200 SUPERPRO	31936	8" 200 mm	1" 25.4 mm	0.060" 1.6 mm	3/8" 10 mm	1
TVH 250 SUPERPRO	31937	10" 250 mm	1" 25.4 mm	0.060" 1.6 mm	3/8" 10 mm	1
TVH 300 SUPERPRO	31938	12" 300 mm	1" 25.4 mm	0.080" 2 mm	3/8" 10 mm	1
TVH 350 SUPERPRO	31939	14" 350 mm	1" 25.4 mm	0.095" 2.4 mm	3/8" 10 mm	1

DIAMOND BLADES - WET CUT

· DIAMOND BLADES COOLED WITH WATER.

EAC



ABRASIVE MATERIALS TURBO DIAMOND BLADE (TON)

- Recommended blades to cut abrasive materials such as bricks, calcareous terrazzo, marble, sandstone.
- A great combination. High performance and cutting speed with high standard finishes.

	REF					
TON 200 SUPERPRO	31906	8" 200 mm	1" 25.4 mm	0.095" 2.5 mm	5/16" 7.5 mm	1
TON 250 SUPERPRO	31909	10" 250 mm	1" 25.4 mm	0.095" 2.5 mm	5/16" 7.5 mm	1
TON 300 SUPERPRO	31910	12" 300 mm	1" 25.4 mm	0.120" 3 mm	5/16" 7.5 mm	1

CLASSIFICATION OF BLADES BY COLOUR



Recommended blade for cutting concrete and hard materials such as granite, slate, refractory, brick, etc.

Recommended blade for general cutting of building materials such as brick, concrete, terrazzo, natural stone, etc.

Recommended blades for cutting marble, fibers and other materials with high breakage risk.

Recommended blade for cutting hard materials such as granite, slate, firebrick, etc.


Recommended blades for fine cuts of porcelain tiles.

Recommended blades for cutting abrasive materials such as bricks, calcareous terrazzo, marble, sandstone, etc.

Recommended blade for cutting marble, limestone and fibres.

Recommended blade for cutting all kinds of materials such as steel sheet, wood, masonry materials, fiberglass, PVC, steel rods, concrete, reinforced concrete, etc ...

TYPES AND USES OF DIAMOND BLADES



The best finish, for cutting and mitring ceramic tiles and other stone coating materials <1" (25mm) thickness.

A great combination. High performance and speed of cut with high quality finishings.

Best of a TURBO, with the best finishes and cutting speed.

The Fastest. Maximum speed and best blade's cooling. To cut materials >1" (25mm) thickness.

Less vibration. To cut those materials with high risk of breaking as marble or fibres.

High-Tech. High speed on hardest materials. Specially designed for straight cuts on Porcelain tiles.

The most versatile. Because of his versatility in not petrous materials and cutting speed.



APPLICATION AND USE GUIDE

	CONTINUOUS RIM		J-SLOT	TURBO			VIPER	SEGMENTED					ELECTROPLATED		VACUUM BRAZED
	CSV	CPR	CPJ	TSV	TSA	TCR	TVA	STT	SEV	SHA	SCA	SON	EMG	ECD	RSQ
Sandstone				✓				✓	✓			✓			✓
Asphalt				✓				✓	✓			✓			✓
Wall tile	✓													✓	
Fired-clay tile	✓			✓					✓			✓		✓	✓
Concrete block				✓				✓	✓			✓			✓
Rubber															✓
Steel plate															✓
Quartzite				✓	✓		✓	✓	✓	✓				✓	
Fibreglass												✓			✓
Fibre cement				✓				✓	✓			✓			✓
Granite	✓			✓	✓		✓	✓	✓	✓				✓	
Floor tile	✓						✓							✓	
Extruded stoneware	✓			✓	✓		✓							✓	
Porcelain tile	✓	✓	✓			✓	✓							✓	
Reinforced concrete								✓							✓
Cellular concrete				✓				✓	✓			✓			✓
Cured concrete				✓	✓			✓	✓	✓	✓				✓
Fresh concrete				✓				✓	✓			✓			✓
Clinker				✓	✓		✓	✓	✓	✓				✓	
Face brick				✓				✓	✓			✓			✓
Fireproof brick				✓	✓		✓	✓	✓	✓					✓
Wood															✓
Marble	✓			✓				✓	✓			✓	✓	✓	
Aluminium profile															✓
Volcanic stone				✓				✓	✓			✓		✓	✓
Slate				✓	✓		✓	✓	✓	✓				✓	
Ceramic roof tile	✓			✓					✓			✓		✓	✓
Concrete roof tiles				✓				✓	✓			✓			✓
Glazed roof tile	✓			✓										✓	
Calcareous terrazzo				✓				✓	✓			✓		✓	✓
Siliceous terrazzo				✓	✓		✓	✓	✓	✓				✓	✓
Concrete pipe				✓				✓	✓			✓			✓
Polyethylene (PE) pipe															✓
PVC															✓
Steel rod															✓

Ideal use ✓
Alternative use ✓



APPLICATION AND USE GUIDE

	CONTINUOUS RIM			J-SLOT	TURBO		VIPER	SEGMENTED
	CEV	CPA	CPC	CPX	TON	TPI	TVH	SHR
Sandstone					✓			✓
Asphalt					✓			✓
Wall tile	✓							
Fired-clay tile	✓				✓			✓
Concrete block					✓			✓
Quartzite		✓					✓	✓
Fibre cement					✓			✓
Granite	✓	✓					✓	✓
Floor tile	✓	✓					✓	
Extruded stoneware	✓	✓					✓	
Porcelain tile	✓	✓	✓	✓		✓	✓	
Cellular concrete					✓			✓
Cured concrete								✓
Fresh concrete					✓			✓
Clinker							✓	✓
Face brick					✓			✓
Firebrick							✓	✓
Marble	✓				✓			✓
Glass materials		✓						
Volcanic stone					✓			✓
Slate		✓					✓	✓
Ceramic roof tile	✓				✓			✓
Concrete roof tiles					✓			✓
Glazed roof tile	✓				✓			
Calcareous terrazzo					✓			✓
Siliceous terrazzo							✓	✓
Concrete pipe					✓			✓

Ideal use ✓
Alternative use ✓





06

DRILLING

TOOLS FOR DRILLING CERAMIC TILE, STONEWARE, MARBLE, GRANITE
AND OTHER MATERIALS

ERC



DRILL BIT SET WITH CASE

- It consists of head with central drill attachment and Tungsten Carbide drill bits of Ø 1", 1 3/8", 1 3/4", 1 3/4", 2 1/2", 2 3/4" and 3 1/4" (27, 35, 45, 55, 65, 70 and 85 mm.), with plastic case.


	REF	
DRILL BIT SET WITH CASE	04995	1

ERC



TUNGSTEN CARBIDE DRILL BITS

- Tungsten carbide drill bits for Wall tiles. Adaptable to manual drill and head for use with electric drill without hammer (ref. 04992).

	REF	
DRILL BIT 1" (27 MM.)	04960	5
DRILL BIT 1 3/8" (35 MM.)	04962	5
DRILL BIT 1 3/4" (45 MM.)	04964	5
DRILL BIT 2 1/4" (55 MM.)	04965	5
DRILL BIT 2 1/2" (65 MM.)	04966	5
DRILL BIT 2 3/4" (70 MM.)	04967	5
DRILL BIT 3 1/4" (85 MM.)	04968	5

ERC



HEAD AND CENTRAL ATTACHMENT DRILL BIT

- Ref. 04993 drill bit with Tungsten Carbide tip for use with electric drill without hammer.
- Attachable to all measures of Tungsten Carbide drill bits.
- Supplied in blister.

	REF	
HEAD WITH CENTRAL ATTACHMENT DRILL BIT	04992	1

DIAMOND DRILL BITS - DRY CUT

• FOR DRY DRILLING OF WALL TILES, FLOOR TILES AND PORCELAIN TILES.



EAC



DRYGRES DRILL BITS

- For drilling in dry wall, stoneware and porcelain tiles.
- Maximum operating speed 14,000 r.p.m. M14 thread finish. Usable with grinder (direct connection) or electric drill (adapter ref. 05976). Supplied in blister.

	REF	
DRYGRES DRILL BIT Ø 1/4" (6 MM.)	05988	1
DRYGRES DRILL BIT Ø 2/7" (7 MM.)	05994	1
DRYGRES DRILL BIT Ø 5/16" (8 MM.)	05989	1
DRYGRES DRILL BIT Ø 3/8" (10 MM.)	05990	1
DRYGRES DRILL BIT Ø 1/2" (12 MM.)	05991	1
DRYGRES DRILL BIT Ø 3/4" (20 MM.)	04910	1
DRYGRES DRILL BIT Ø 1 1/8" (28 MM.)	04911	1

	REF	
DRYGRES DRILL BIT Ø 1 3/8" (35 MM.)	04912	1
DRYGRES DRILL BIT Ø 1 3/4" (43 MM.)	04913	1
DRYGRES DRILL BIT Ø 2" (50 MM.)	04914	1
DRYGRES DRILL BIT Ø 2 3/8" (60 MM.)	04915	1
DRYGRES DRILL BIT Ø 2 1/2" (65 MM.)	04916	1
DRYGRES DRILL BIT Ø 2 11/16" (68 MM.)	04917	1
DRYGRES DRILL BIT Ø 3" (75 MM.)	05992	1
M 14 ADAPTER FOR ELECTRIC DRILL	05976	1
MULTIDRILL GUIDE (MÁX. Ø 83 MM.)	50944	1

EAC



KIT DRYGRES

- The kit includes:
- MULTIDRILL guide with suitcase. Ref.50917, Ref.50936, Ref.50996
- Dry cutting diamond drill bits:
- Ø1 1/8"(28mm), 1 3/8"(35mm), 1 3/4"(43mm) & 2 11/16"(68mm).
- Ø1 1/8"(28mm), 1 3/8"(35mm), 1 3/4"(43mm), 2"(50mm) & 2 11/16"(68mm).
- Ø1/4"(6mm), 5/16"(8mm), 3/4"(20mm), 1 3/8"(35mm), 50 & 2 11/16"(68mm).

	REF	
KIT 4 BITS DRYGRES	50917	1
KIT 5 BITS DRYGRES	50936	1
KIT 6 BITS DRYGRES	50996	1



EAC



KIT MINI DRYGRES

- Dry cutting diamond drill bits for drilling porcelain tiles, glazed tiles, natural stone and other ceramics.
- They can be used both with grinders or drill without hammer, using the included adapter kit.
- Kit includes:
 - Drill Ø 1/4" (6 mm), 5/16" (8 mm), 3/8" (10 mm) and 1/2" (12 mm).
 - Drill Adapter.
 - Case.

	REF	
KIT MINI DRYGRES	50938	1



EAC



KIT TCR BLADE AND DRYGRES DRILL BITS

- Kit includes:
 - Dry diamond cutting disc TCR-115.
 - Four dry cutting diamond drill bits (2x6mm, 20mm, 35mm) (2x1/4", 13/16", 1 3/8")
 - M14 bit Adapter for drill

	REF	
KIT TCR BLADE AND DRYGRES DRILL BITS	68923	1

DIAMOND DRILL BITS - DRY CUT

• FOR DRY DRILLING OF WALL TILES, FLOOR TILES AND PORCELAIN TILES.



EAC



DRILL BITS DRYGRES 4DRILL

- Dry drilling; wall tiles, stoneware, porcelain tiles and natural stone.
- Hexagonal connection without hammer. Ideal for battery-powered drills.
- Packed in blister.

	REF	
DRILL BIT DRYGRES 4DRILL Ø 6 MM. HEX	05904	1
DRILL BIT DRYGRES 4DRILL Ø 8 MM. HEX	05905	1
DRILL BIT DRYGRES 4DRILL Ø 10 MM. HEX	05906	1
DRILL BIT DRYGRES 4DRILL Ø 12 MM. HEX	05907	1
DRILL BIT DRYGRES 4DRILL Ø 14 MM. HEX	05908	1
DRILL BIT DRYGRES 4DRILL Ø 20 MM. HEX	05909	1



EAC



KIT DRYGRES 4DRILL

- Dry drilling; wall tiles, stoneware, porcelain tiles and natural stone.
- Hexagonal connection without hammer. Ideal for battery-powered drills.
- Kit consisting of:
 - DRYGRES diamond drill bits 4DRILL; Ø 6, 8, 10 and 12 mm.
 - With case.

	REF	
KIT DRYGRES 4DRILL 6,8,10,12 MM	05911	1

DIAMOND DRILL BITS - WET CUT

• FOR WET DRILLING OF WALL TILES, FLOOR TILES, PORCELAIN AND OTHER MATERIALS.



EAC



DETACHABLE MINIGRES DRILL BITS

- For drilling stoneware, porcelain, granite and marble.
- Always use water and electric drill without hammer.
- Necessary to use 1/2" threaded head (Ref. 04937).
- Necessary to use the SWIVEL CONNECTOR (Ref. 50907). Supplied in blister.

	REF	
MINIGRES DRILL BIT REPLACEMENT 1/4" (6 MM.)	04930	1
MINIGRES DRILL BIT REPLACEMENT 5/16" (8 MM.)	04931	1
MINIGRES DRILL BIT REPLACEMENT 3/8" (10 MM.)	04932	1

EAC



DETACHABLE MINIGRES DRILL BIT HEAD

- Adapter for detachable diamond drill bits.
- Necessary to use with SWIVEL CONNECTOR (Ref. 50907).
- Thread 1/2" GAS.

	REF	
DETACHABLE MINIGRES DRILL BIT HEAD Ø 1/4" TO 9/16" (6 - 14MM.).	04937	1

EAC



KIT FORAGRES

- Kit includes:
- MULTIDRILL Guide.
- Tank and hose.
- Diamond drill bits Ø 3/4", 1 1/8", 1 3/8", 1 3/4", 2" and 2 1/2" (Ø 20, 28, 35, 43, 50, 65 mm.).
- Case.

	REF	
KIT FORAGRES	50903	1

DIAMOND DRILL BITS - WET CUT

• FOR WET DRILLING OF WALL TILES, FLOOR TILES, PORCELAIN AND OTHER MATERIALS.



EAC



FORAGRES DRILL BITS Ø 13/16" TO 4 3/4" (20 - 120 MM.)

- To drill Floor tiles, Porcelain tiles, Granite and Marble.
- Always use cooled with water and non-hammer electric drill.
- Ø 1 5/8" (40 mm.) drill bit, designed for housing of toilet flushing mechanisms. Supplied in blister.

	REF	
FORAGRES DRILL BIT 3/4" (20 MM.)	04970	1
FORAGRES DRILL BIT 1 1/8" (28 MM.)	04971	1
FORAGRES DRILL BIT 1 3/8" (35 MM.)	04972	1
FORAGRES DRILL BIT 1 5/8" (40 MM.)	04963	1
FORAGRES DRILL BIT 1 3/4" (43 MM.)	04981	1
FORAGRES DRILL BIT 2" (50 MM.)	04973	1
FORAGRES DRILL BIT 2 1/2" (65 MM.)	04974	1
FORAGRES DRILL BIT 2 11/16" (68 MM.)	04918	1
FORAGRES DRILL BIT 3" (75 MM.)	04975	1
FORAGRES DRILL BIT 4" (100 MM.)	04976	1
FORAGRES DRILL BIT 4 3/4" (120 MM.)	04977	1

EAC




EASY GRES DRILL BITS Ø 7/32" TO 1/2" (6-12 MM.)

- Diamond drill bits to be used with electric drill without hammer.
- The quality of the diamond allows the drilling of ceramics, porcelain, granite, marble and glass.
- Ideal to install bathroom accessories and any type of decorative accessories over ceramic surfaces.
- They must always be used with the EASY GRES guide which allows their adequate refrigeration ensuring a high accuracy and good results.
- Average life between 5 and 10 holes depending on the material.
- Body made of steel and bit made of electrodeposited diamond.
- Lateral opening to improve cooling of the drill bit and to allow the elimination of solid waste produced after the drilling of the hole.
- Recommended speed of use between 400 and 1000 r.p.m. depending of the material to be drilled.
- To achieve a better finish and a longer life of the drill bit, it's important to observe the adequate speed of use and to apply a moderate pressure during the drilling.
- Supplied in blister.

	REF	
EASY GRES DRILL BIT 7/32" (6 MM.)	04922	10
EASY GRES DRILL BIT 1/4" (6.5 MM.)	04920	10
EASY GRES DRILL BIT 5/16" (8 MM.)	04923	10
EASY GRES DRILL BIT 3/8" (10 MM.)	04924	10
EASY GRES DRILL BIT 1/2" (12 MM.)	04921	10

EAC



EASY GRES DRILL BIT SETS Ø 7/32" TO 1/2" (6 - 12 MM.)

- The EASY GRES guide allows holes both vertically and horizontally, thanks to its functional design incorporating a water tank with flow control valve.
- The EASY GRES guide attaches easily to any surface, thanks to its renewable adhesives.

	REF	RPM		
EASY GRES DRILL BIT 7/32" (6 MM.) SET	04927	1000 max.	1" 25 mm	10
EASY GRES DRILL BIT 1/4" (6.5 MM.) SET	04925	1000 max.	1" 25 mm	10
EASY GRES DRILL BIT 5/16" (8 MM.) SET	04928	1000 max.	1" 25 mm	10
EASY GRES DRILL BIT 3/8" (10 MM.) SET	04929	1000 max.	1" 25 mm	10
EASY GRES DRILL BIT 1/2" (12 MM.) SET	04926	1000 max.	1" 25 mm	10
EASY GRES DRILL BIT 7/32" AND 3/8" (6 AND 10 MM.) SET	04919	1000 max.	1" 25 mm	10
EASY GRES DRILL BIT 1/4" AND 3/8" (6.5 AND 10 MM.) SET	04909	1000 max.	1" 25 mm	10
KIT EASY GRES BITS Ø 6,8, 10 AND 12 MM.	04904	1000	1" 25 mm	10
REPLACEMENT ADHESIVES FOR EASY GRES 20 U.	04999			10

DIAMOND DRILL BITS - WET CUT

• FOR WET DRILLING OF WALL TILES, FLOOR TILES, PORCELAIN AND OTHER MATERIALS.



EAC



EASY GRES DRILL BITS Ø 3/4" - 4 3/4"

- Electroplated diamond drills for use with electric drill without hammer.
- The quality of the diamond permits drilling stoneware, porcelain, granite, marble and glass.
- Always use water-cooled.
- The use of the MULTIDRILL guide (Ref. 50944) and the water tank (Ref. 50947) to cool and prevent movement of the drill bit during drilling getting good finishes.
- The working speed varies between 400 and 1000 r.p.m., depending on the material to be drilled.
- Average life of 10 holes, depending on the material.
- Body in steel and electroplated diamond tips.
- Lateral opening for improved cooling and allow the removal of solid waste after each hole.
- For a better finishing and longer bit life, it is important to respect the right speed and moderate pressure during drilling.
- Supplied in blister.

	REF	
EASY GRES DRILL BIT 3/4" (20 MM.)	05961	1
EASY GRES DRILL BIT 1 1/8" (28 MM.)	05962	1
EASY GRES DRILL BIT 1 3/8" (35 MM.)	05963	1
EASY GRES DRILL BIT 1 5/8" (40 MM.)	05964	1
EASY GRES DRILL BIT 1 3/4" (43 MM.)	05965	1
EASY GRES DRILL BIT 2" (50 MM.)	05966	1
EASY GRES DRILL BIT 2 1/4" (55 MM.)	05967	1
EASY GRES DRILL BIT 2 1/2" (65 MM.)	05969	1
EASY GRES DRILL BIT 2 11/16" (68 MM.)	05978	1
EASY GRES DRILL BIT 3" (75 MM.)	05979	1
EASY GRES DRILL BIT 4" (100 MM.)	05981	1
EASY GRES DRILL BIT 4 3/4" (120 MM.)	05982	1




EAC



KIT EASY GRES PLUS

- The kit includes:
- MULTIDRILL guide.
- Water tank and hose.
- EASY GRES drills \varnothing 3/4", 1 1/8", 1 3/8", 1 3/4", 2", 2 1/2" and 3" (20, 28, 35, 43, 50, 65 and 75 mm.) and case.

	REF	RPM			
KIT EASY GRES PLUS	50937	500 max.	1 1/16" 27 mm	1	-






EAC



EASY GRES DRILL BIT \varnothing 1 3/8 (35 MM.) SET

- The kit includes:
- MULTIDRILL guide.
- Water tank and hose.
- EASY GRES drill bit \varnothing 1 3/8" (35 mm.)

	REF		RPM		
EASY GRES DRILL BIT \varnothing 1 3/8" (35 MM.) SET	50921	1 1/16" 27 mm	500 max.	1	720

ACCESSORIES FOR DIAMOND DRILL BITS

• GUIDANCE SYSTEMS, AND OTHER ACCESSORIES FOR DIAMOND DRILLS.



MULTIDRILL GUIDE

- By fixing with sucker, allows horizontal and vertical holes in the right place, preventing the drill bit from slipping.
- Compatible with dry cutting diamond drill bits, removable diamond drill bits \varnothing 1/4" to 9/16" (6-14 mm.) and wet cutting diamond drill bits \varnothing 13/16" to 3" (20-75 mm.).
- Includes hose and tank connection (Ref. 50947).

	REF	
MULTIDRILL GUIDE	50944	1



SWIVEL CONNECTOR

- Adaptable to electric drill. Allows vertical and horizontal drilling in stoneware, porcelain tiles and granite using detachable diamond drill bits \varnothing 1/4", 5/16", 13/32", 1/2" and 9/16" (6, 8, 10, 12 and 14 mm.).

	REF	
SWIVEL CONNECTOR	50907	1



TANK FOR MULTIDRILL GUIDE

- Bottle of 1200 ml. volume, with manual pressure pump.
- Includes 2 m. hose.

	REF	
TANK AND HOSE FOR MULTIDRILL GUIDE	50947	1



ELECTRIC DRILL ADAPTER

- For the use of dry cutting diamond drill bit with electric drill. (M14)
- Use without hammer.

	REF	
M14 ADAPTER FOR ELECTRIC DRILL	05976	1



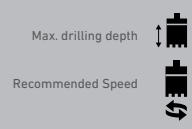
DRILL BIT CHARACTERISTICS

		MATERIALS	Ø MM	Ø INCH	REF				USE	
DIAMOND DRILL BITS	MINIGRES		6 mm	1/16"	04930	máx. 1.200	35 mm	1 3/8"	 DIAMOND DRILL BIT HEAD. (Ref. 04937)  ELECTRIC DRILL Without percussion with Swivel Connector (Ref. 50907)  USE with Multidrill drilling guide (Ref. 50944)	
			8 mm	5/16"	04931					
			10 mm	13/32"	04932					
			12 mm	1/2"	04933					
	FORAGRES	Tile		20 mm	3/4"	04970	max. 900	30 mm	1 3/16"	 ELECTRIC DRILL Without percussion  USE with Foragres drilling guide (Ref. 50900)  USE with Multidrill drilling guide + Water tank and hose (Ref. 50944 + 50947)
			Ceramic tiles		28 mm	1 1/8"				
		Porcelain tiles			35 mm	1 3/8"				
			Granite		40 mm	1 5/8"				
		Marble			43 mm	1 3/4"				
				50 mm	2"	04973				
			65 mm	2 1/2"	04974					
			68 mm	2 11/16"	04918					
		75 mm	3"	04975	33 mm	1 5/16"				
		100 mm	4"	04976	max. 450	30 mm				
	120 mm	4 3/4"	04977							
EASYGRES	Tile		6 mm	1/16"	04927	Between 400 and 1.000 400-1000	25 mm	1"	 ELECTRIC DRILL Without percussion  USE with Multidrill drilling guide + Water tank and hose (Ref. 50944 + 50947)	
			6,5 mm	1/4"	04925					
			8 mm	5/16"	04928					
			10 mm	13/32"	04929					
	Ceramic tiles		12 mm	1/2"	04926					
		Porcelain tiles		20 mm	3/4"	05961				
				28 mm	1 1/8"	05962				
		Granite		35 mm	1 3/8"	05963				
				40 mm	1 5/8"	05964				
		Marble		43 mm	1 3/4"	05965				
				50 mm	2"	05966				
		Glass		55 mm	2 1/4"	05967				
				65 mm	2 1/2"	05969				
			68 mm	2 11/16"	05978	max. 500	27 mm	1 1/16"	 ELECTRIC DRILL Without percussion  USE with Multidrill drilling guide + Water tank and hose (Ref. 50944 + 50947)	
			75 mm	3"	05979					
			100 mm	4"	05981					
	120 mm	4 3/4"	05982							



DRILL BIT CHARACTERISTICS

		MATERIALS	Ø MM	Ø INCH	REF	RPM	↑ ↓ MM	↑ ↓ INCH	USE	
DIAMOND DRILL BITS	DRYGRES	Tile Ceramic tiles Porcelain tiles Granite Marble	6 mm	1/4"	05988	max. 14.000	36 mm	1 7/16"	GRINDER ELECTRIC DRILL Without percussion DRY CUTTING ADAPTER for electric drill (Ref. 05976) MULTIDRILL GUIDE	
			7 mm	1/4"	05994					
			8 mm	5/16"	05989					
			10 mm	13/32"	05990					
			12 mm	1/2"	05991					
			20 mm	3/4"	04910					
			28 mm	1 1/8"	04911					
			35 mm	1 3/8"	04912					
			43 mm	1 3/4"	04913					
			50 mm	2"	04914					
			60 mm	2 3/8"	04915					
			65 mm	2 1/2"	04916					
	68 mm	2 11/18"	04917							
	75 mm	3"	05992							
		DRYGRES 4DRILL	Coating ceramics Ceramic tiles Porcelain tiles Natural Stone	6 mm	1/4"	05904	min. 2.500	40 mm	1/2"	ELECTRIC DRILL Without percussion Cordless POWER DRILL MULTIDRILL GUIDE
	8 mm			5/16"	05905					
	10 mm			13/32"	05906					
	12 mm			1/2"	05907					
	14 mm			9/16"	05908					
20 mm	3/4"	05909								
TUNGSTEN CARBIDE DRILL BITS		Tile	27 mm	1"	04960	max. 800	18 mm	1 9/16"	ELECTRIC DRILL Without percussion and adapter (Ref. 04992)	
	35 mm		1 3/8"	04962						
	45 mm		1 3/4"	04964						
	55 mm		2 1/4"	04965						
	65 mm		2 1/2"	04966						
	70 mm		2 3/4"	04967						
85 mm	3 1/4"	04968								






GRINDING & POLISHING

07

GRINDING WHEELS AND BLADES

BLADES AND POLISHING PADS





CONCRETE DOUBLE ROW GRINDING CUP

- Grinding cup with double row of sintered segments for grinding and edge finishing on concrete surfaces.
- Laser welding. Coarse grinding finish. Heavy-Duty steel core.
- For GRINDERS use.
- Maximum perimeter speed: 15.300 RPM (Ref. 05917) and 12.250 RPM (Ref. 05918).

	REF			
GRINDING CUP WHEEL CONCRETE DOUBLE ROW Ø100	05917	4" 100 mm	7/8" 22.2 mm	1
GRINDING CUP WHEEL CONCRETE DOUBLE ROW Ø125	05918	5" 125 mm	7/8" 22.2 mm	1



CONCRETE FAN GRINDING CUP

- Fan shaped grinding cup with sintered segments for fast grinding and edge finishing on concrete surfaces.
- Laser welding. Coarse grinding finish. Heavy-Duty steel core.
- For GRINDERS use.
- Maximum perimeter speed: 15.300 RPM (Ref. 05919) and 12.250 RPM (Ref. 05920)

	REF			
GRINDING CUP WHEEL CONCRETE FAN CUP Ø100	05919	4" 100 mm	7/8" 22.2 mm	1
GRINDING CUP WHEEL CONCRETE FAN CUP Ø125	05920	5" 125 mm	7/8" 22.2 mm	1



STONE GRINDING CUP

- Turbo sintered grinding cup for grinding and edge finishing on natural stone surfaces.
- Laser welding. Coarse grinding finish. Heavy-Duty steel core.
- For GRINDERS use.
- Maximum perimeter speed: 15.300 RPM (Ref. 05919) and 12.250 RPM (Ref. 05920)

	REF			
GRINDING CUP WHEEL TURBO STONE Ø100	05921	4" 100 mm	0" M14 mm	1



EPOXY-FIBER GRINDING CUP

- PCD grinding cup for fast removal of epoxy, paint, acrylics or other elastic coatings.
- High frequency welding. Heavy-Duty steel core. Medium grinding finish.
- For GRINDING use.
- Maximum perimeter speed: 12.250 RPM


	REF			
GRINDING CUP WHEEL EPOXY, FIBER, PCD Ø125	05922	5" 125 mm	7/8" 22.2 mm	1



CUTTING & GRINDING BLADES

- For cutting and grinding soft natural stone and ceramic tiles and synthetic materials.
- For adjustment cuts and grinding on all types of porcelain and hard materials.
- For materials with <25 mm. thickness.
- Electroplated continuous rim blade.
- Two-sided and reversible blade for a better performance.
- For grinders use. Connection: M14 thread.

	REF					
ECD 115 2IN1 SUPERPRO	31964	4 1/2" 115 mm	0" M14 mm	1/16" 1.8 mm	1/4" 5.6 mm	1
ECD 125 2IN1 SUPERPRO	31965	5" 125 mm	0" M14 mm	1/16" 1.8 mm	1/4" 5.6 mm	1



GRINDING BLADES

- VACUUM BRAZED embossed plate.
- For edges and surfaces grinding of natural stone, all kind of ceramic tiles and paint or resin coatings.
- For GRINDERS use.
- Maximum recommended speed: 15,300 RPM.
- Fine grinding finish.(Ref.31974)
- Coarse grinding finish.(Ref.31979)

	REF				
VDF 100 FINE PRO	31974	4" 100 mm	7/8" 22.2 mm	1/16" 2.1 mm	1
VDG 100 COARSE PRO	31979	4" 100 mm	7/8" 22.2 mm	1/16" 2.1 mm	1



WET POLISHING DIAMOND PADS


- Range of floppy discs Ø100 mm for polishing, with water, concrete, marble, granite and other ornamental natural stones.
- It allows removing scratches and surface damage quickly and easily.
- Maximum operating speed: 4,500 rpm.
- Different granulometry.
- # 50, # 100 and # 200 for roughing.
- # 400, # 800, # 1500 and # 3000 polishing and close the pore.
- VELCRO® fastening to the disc holder ref. 62986.

	REF		
DIAMOND PADS Ø100 MM WET POLISHING - GRAIN # 50.	62978	4" 100 mm	1
DIAMOND PADS Ø100 MM WET POLISHING - GRAIN # 100.	62979	4" 100 mm	1
DIAMOND PADS Ø100 MM WET POLISHING - GRAIN # 200.	62980	4" 100 mm	1
DIAMOND PADS Ø100 MM WET POLISHING - GRAIN # 400.	62981	4" 100 mm	1
DIAMOND PADS Ø100 MM WET POLISHING - GRAIN # 800.	62982	4" 100 mm	1
DIAMOND PADS Ø100 MM WET POLISHING - GRAIN # 1500.	62983	4" 100 mm	1
DIAMOND PADS Ø100 MM WET POLISHING - GRAIN # 3000.	62984	4" 100 mm	1




WET POLISHING DIAMOND PAD BUFF BL.

- Ø100 mm floppy disc for the final buffing, with water, of concrete, marble, granite and other ornamental natural stones.
- Get a natural and long-lasting shine
- Maximum operating speed: 4,500 rpm.
- VELCRO® fastening blade to holder ref. 62986.




	REF		
WET DIAMOND POLISHING PAD Ø100 MM BUFF BL.	62985	4" 100 mm	1



DRY POLISHING DIAMOND PADS

- Range of floppy discs Ø100 mm for polishing, dry, of concrete, marble, granite and other ornamental natural stones.
- It allows removing scratches and surface damage quickly and easily.
- Maximum operating speed: 3,000 rpm.
- Different granulometry.
- # 50, # 100 and # 200 for roughing.
- # 400, # 800, # 1500 and # 3000 polishing and close the pore.
- VELCRO® fastening blade to holder ref. 62986.

	REF		
DIAMOND PADS DRY POLISHING Ø100 MM - GRAIN # 50	62970	4" 100 mm	1
DIAMOND PADS DRY POLISHING Ø100 MM - GRAIN # 100	62971	4" 100 mm	1
DIAMOND PADS DRY POLISHING Ø100 MM - GRAIN # 200	62972	4" 100 mm	1
DIAMOND PADS DRY POLISHING Ø100 MM - GRAIN # 400	62973	4" 100 mm	1
DIAMOND PADS DRY POLISHING Ø100 MM - GRAIN # 800	62974	4" 100 mm	1
DIAMOND PADS DRY POLISHING Ø100 MM - GRAIN # 1500	62975	4" 100 mm	1
DIAMOND PADS DRY POLISHING Ø100 MM - GRAIN # 3000	62976	4" 100 mm	1



DRY DIAMOND POLISHING PAD BUFF BL.

- Ø100 mm floppy disc for the final buffing, dry, of concrete, marble, granite and other ornamental natural stones.
- Get a natural and long-lasting shine
- Maximum operating speed: 3,000 rpm.
- VELCRO® fastening blade to holder ref. 62986.

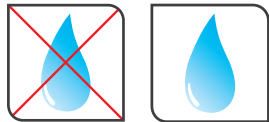
	REF		
DRY DIAMOND POLISHING PAD Ø100 MM BUFF BL.	62977	100	1



PAD SUPPORT FOR POLISHING AND BUFFING

- Fixing brackets for flexible polishing and buffing blades Ø100 mm.
- Compatible with jobs dry and water-cooled.
- VELCRO fastening.
- Connection polisher / grinder with M14 thread.

	REF		
SUPPORT FLOPPY PAD Ø100MM M14	62986	4" 100 mm	1



MANUAL POLISHING PADS

- Range of diamond rubber pads for roughing and edge polishing, cutting and surfaces of natural stone and ceramic tile.
- Semi-flexible. Good adaptation to the user's hand.
- Wet use is recommended.
- Different grain sizes:
 - # 60, # 120 and # 200 for roughing.
 - # 400 for polishing.
- Dimensions of the diamond plate: 55x90 mm.
- Rubber pad dimensions: 58x94x30 mm.

	REF	
DIAMOND POLISHING PAD GRAIN # 60	61974	10
DIAMOND POLISHING PAD GRAIN # 120	61975	10
DIAMOND POLISHING PAD GRAIN # 200	61976	10
DIAMOND POLISHING PAD GRAIN # 400	61977	10



LUBIMIX
10
energy



08

MIXING

ELECTRIC MIXERS

MIXING PADDLES



For mortars, facade coating mortar and tile adhesive.

- With double thermal protection device.
- Blade speed: 60 r.p.m.
- For mixing up to 110 Lb. (50 kg.) of mortar (adhesive, facing cement, etc.)
- Integrated gearbox design for better performance in the transmission.
- Compact and easy to transport.



RUBI

RUBIMIX-50 N

AUTONOMOUS MIXER OF GREAT CAPACITY.



1	2	3	4
Powerful geared motor. High operating autonomy.	High mixing capacity. Optimum performance.	Equipped with automatic stop-opening cover for increased security.	Built-in handle and wheels for easier transportation.

	REF	W	⚡	⚖️	📦	📦
RUBIMIX-50 N 230/50	61950	880 W	230v 50 hz.	78.3 Lb 35.5 kg	1	2
RUBIMIX-50 N 220/60	61951	880 W	220V 60 hz.	78.3 Lb 35.5 kg	1	2
BUCKET FOR RUBIMIX-50-N	60202				1	-
BUCKET FOR RUBIMIX-25-N	60265				1	-



For cementitious adhesives, resins, paints and other materials.

- Power: 1200 W.
- Double insulation.
- Direct connection M14 thread.
- Electronic regulator (1st 0-650 r.p.m. / 2nd 0-850 r.p.m.). Ø maximum paddle: 140 mm.
- Ø 4 3/4" (120 mm.) mixing paddle included.



RUBIMIX-9 N

VERSATILITY BY CHANGING THE MIXING PADDLE.

1

New and improved handle. High comfort and stability.

2

2 speed gearbox and progressive switch (R.P.M. regulation) to optimize the mixing of each material.

3

Quick and easy to change the brushes. High comfort.

4

Safety lock to prevent unexpected start.



	REF		W		RPM			
RUBIMIX-9 N	25940		1200 W	210-240V 50-60 Hz.	1ª 0-650 / 2ª 0-850	12.1 Lb 5.5 kg	2	24
RUBIMIX-9 N UK	25942		1200 W	110-130V 50-60 Hz.	1ª 0-650 / 2ª 0-850	12.1 Lb 5.5 kg	2	24
RUBIMIX-9 N UK	25944		1200 W	210-240V 50-60 Hz.	1ª 0-650 / 2ª 0-850	12.1 Lb 5.5 kg	2	24
RUBIMIX-9 N + CHUCK	24986		1200 W	210-240V 50-60 Hz.	1ª 0-650 / 2ª 0-850	12.3 Lb 5.6 kg	2	24
RUBIMIX-9 N USA + CHUCK	24949		1200 W	110-130V 50-60 Hz.	1ª 0-650 / 2ª 0-850	12.3 Lb 5.6 kg	2	24
RUBIMIX-9 N + CASE	24958	✓	1200 W	210-240V 50-60 Hz.	1ª 0-650 / 2ª 0-850	17.2 Lb 7.8 kg	2	18

For cementitious adhesives, resins, paints and other materials.

- Electric mixer for mortar of great power: 1800W. Double insulation.
- Safety lock to prevent unexpected start.
- Direct connection M14 thread.
- Electronic regulator (1st 0-450 r.p.m. / 2nd 0-780 r.p.m.). Ø maximum paddle: 160 mm.
- Ø 5 1/2" (140 mm.) mixing paddle included.
- In the version with case the paddle included is Ø 4 3/4" (120 mm.).
- Includes Fast-in Adapter.



CE EAC

RUBI

RUBIMIX-9 N PLUS

MORE POWER AND PERFORMANCE.

1

Powerful 1800W motor for greater mixing capacity and high reliability.

2

New and improved handle. High comfort and stability.

3

2 speed gearbox and electronic regulator (r.p.m.) to optimize the mixing of each material.

4

Quick and easy to change the brushes. High comfort.

	REF		W		RPM			
RUBIMIX-9 N PLUS	26922		1800 W	230V 50-60 Hz.	1ª 0-450 / 2ª 0-780	12.8 Lb 5.8 kg	2	18
RUBIMIX-9 N PLUS USA + CHUCK	26958		1800 W	120V 50-60 Hz.	1ª 0-450 / 2ª 0-780	12.8 Lb 5.8 kg	2	18
RUBIMIX-9 N PLUS CH	26930		1800 W	230V 50-60 Hz.	1ª 0-450 / 2ª 0-780	12.8 Lb 5.8 kg	2	18
RUBIMIX-9 N PLUS WITH CASE	26924	✓	1800 W	230V 50-60 Hz.	1ª 0-450 / 2ª 0-780	18.1 Lb 8.2 kg	2	18





For cementitious adhesives and other materials.

- Power: 1350 W.
- Double insulation.
- 1 Speed and electronic regulator: 0-480 r.p.m.
- Ø maximum paddle: 120 mm. x 2
- Mixers paddles of Ø 4 3/4" included (120 mm.).



RUBIMIX-9 DUPLEX

MAXIMUM PERFORMANCE WITH LESS EFFORT.

1

Bimaterial double grip handle. Improved ergonomics and comfort.

2

Electronic control to optimize mixing.

3

Double mixing paddle to increase work performance.

4

Made of lightweight and durable materials for maximum reliability.



	REF	W		RPM			
RUBIMIX-9 DUPLEX 230V 50/60HZ	25943	1350 W	210-240V 50-60 Hz.	0-480	15 Lb 6.8 kg	1	12
M-120 DUPLEX	25946					2	-



For cementitious adhesives, resins, paints and other materials.

- Electric mixer mortar powerful 1600 W.
- Double insulation.
- Gearbox with 2 speeds (1st 0-430 rpm / 2nd 0-570 rpm).
- Progressive switch (R.P.M. regulation).
- Ø maximum of mixer 160 mm.
- Mixer paddle Ø 140 mm. FAST-IN (5 9/16 ") included.
- Thread Direct link for mixers with M14 finish. Weight: 4.6 kg. Electrical cable: 3 m.



RUBI

RUBIMIX-16 ERGOMAX

INNOVATIVE AND ERGONOMIC

1

Handle adjustable in height. Ergonomics adaptable to each user.

2

Powerful 1600W motor for greater mixing capacity and high reliability.

3

New and improved handle. Comfort and stability.

4

Quick Connect System FAST-IN. Change rod without tools.



REF		W					
RUBIMIX-16 ERGOMAX 230V 50/60HZ	24994	-	1600 W	230V 50-60Hz.	10.1 Lb 4.6 kg	2	24
RUBIMIX-16 ERGOMAX 110V 50/60HZ UK	24995	-	1600 W	110V 50-60Hz.	10.1 Lb 4.6 kg	2	18
RUBIMIX-16 ERGOMAX 230V 50/60HZ UK	24996	-	1600 W	230V 50-60Hz.	10.1 Lb 4.6 kg	2	18
RUBIMIX-16 ERGOMAX 230V 50/60HZ W/CASE	24998	✓	1600 W	230V 50-60Hz.	10.1 Lb 4.6 kg	2	24
RUBIMIX-16 ERGOMAX 230V 50/60HZ UK W/CASE	24999	✓	1600 W	230V 50-60Hz.	10.1 Lb 4.6 kg	2	20



For cementitious adhesives, resins, paints and other materials.

- Equipped with a 2 speed gearbox.
- Progressive switch (RPM control) to optimise the mixing of each material.
- Switch safety lock. Prevents unintentional start-up.
- LED battery-charge indicator.
- Connection to mixing paddles with M14 thread and FAST-IN adapter (included).
- Double-insulated motor.
- Ref. 26965 Includes: Mixer, Battery Charger, 1 battery and M-120-FI mixing paddle.



RUBIMIX E-10 ENERGY

FREE MOVEMENT.

1

Brushless motor. Maintenance-free and increases the product's lifespan. Maximum efficiency.

2

Powered by 18V 5Ah Li-Ion battery.

3

Light and strong. Maximum reliability.

4

Dual bi-material grip handle. Better ergonomics, comfort and stability



	REF			RPM		
RUBIMIX E-10 ENERGY 18V CORDLESS MIXER	26965	✓	100-240V 3A 50-60Hz	1° 0-420/ 2° 0-700	19 Lb 8.6 kg	1
BATTERY ENERGY 18V 5AH	26966				0,75 kg	1



5,0Ah 18 V
LI-ION
BATTERY



90 L
24 GAL



ADAPTER FAST-IN THREAD

- Adapter for use of the FAST-IN mixer paddles.
- Transforms threaded connection M14x2 to quick connection system FAST-IN.
- Adaptable to any mixer with M14x2 thread.

REF



FAST-IN ADAPTER

76907

1



MIXER PADDLES FAST-IN 3HELIX

- To mix cement mortars.
- Helix head with 3 paddles for better mixing. Increases performance by 15% compared to the 2-blade head.
- Less effort in mixing.
- Less vibrations. Greater comfort.
- Fast connection without tools FAST-IN
- Compatible with RUBIMIX-9 N PLUS, RUBIMIX E-10 ENERGY, RUBIMIX-16 ERGOMAX or FAST-IN (Ref. 76907) Adaptable to any mixer with M14x2 connection.

REF



MIXER PADDLE M-100-FI 3H

76941

33-44 Lb
15-20 kg21 5/8"
550 mm4"
100 mm

6

MIXER PADDLE M-120-FI 3H

76942

33-55 Lb
15-25 kg24"
600 mm4 3/4"
120 mm

2

MIXER PADDLE M-140-FI 3H

76943

55-88 Lb
25-40 kg24"
600 mm5 1/2"
140 mm

2

MIXER PADDLE M-160-FI 3H

76944

66-132 Lb
30-60 kg24"
600 mm6"
160 mm

2



LIQUID MIXER PADDLE FAST-IN

- For mixing liquids and low density materials.
- Fast connection without tools FAST-IN
- Use only RUBIMIX-9 N PLUS, RUBIMIX E-10 ENERGY, RUBIMIX-16 ERGOMAX or FAST-IN adapter (Ref. 76907)

REF



LIQUID MIXER PADDLE L-100-FI

76904

33-55 Lb
15-25 kg21 5/8"
550 mm4"
100 mm

6

LIQUID MIXER PADDLE L-120-FI

76905

33-88 Lb
15-40 kg24"
600 mm4 3/4"
120 mm

2



EPOXY MIXER PADDLE FAST-IN

- Mixing epoxy resins.
- fast connection without tools. Use only with RUBIMIX-9 N PLUS, RUBIMIX E-10 ENERGY, RUBIMIX-16 ERGOMAX or FAST-IN adapter (Ref. 76907)

REF



EPOXY MIXER PADDLE E-100-FI

76906

11-22 Lb
5-10 kg21 5/8"
550 mm4"
100 mm

6

MIXING PADDLES

• ADAPTABLE TO RUBI MIXERS AND OTHER BRANDS.



MORTAR MIXER 3 ZN-ZINC PLATED HELIXES

- For mixing cement-based mortars.
- Mixing paddle with zinc treatment.
- Paddle head with 3 blades for more efficient mixing. 15% performance improvement compared to heads with two blades.
- Reduces the effort for the electric mixer during the mixing process.
- Generates less vibration. Increased comfort.
- Can be adapted to the portable RUBIMIX line with a chuck (Ref. 71967).

	REF				
MORTAR MIXER PADDLE M-100 3H ZN	76974	33-44 Lb 15-20 kg	24" 600 mm	4" 100 mm	6
MORTAR MIXER PADDLE M-120 3H ZN	76975	33-55 Lb 15-25 kg	24" 600 mm	4 3/4" 120 mm	6



MORTAR MIXER M14 THREAD 3 ZN-ZINC PLATED HELIXES

- For mixing cement-based mortars.
- Mixing paddle with zinc treatment.
- Paddle head with 3 blades for more efficient mixing. 15% performance improvement compared to heads with two blades.
- Reduces the effort for the electric mixer during the mixing process.
- Generates less vibration. Increased comfort.
- Connection by M14 x 2 thread.
- Can be adapted directly to RUBIMIX-9 N/ PLUS and other brands.

	REF				
MORTAR MIXER PADDLE M-100-R 3H ZN	76970	33-44 Lb 15-20 kg	24" 600 mm	4" 100 mm	6
MORTAR MIXER PADDLE M-120-R 3H ZN	76971	33-55 Lb 15-25 kg	24" 600 mm	4 3/4" 120 mm	6
MORTAR MIXER PADDLE M-120-R 3H LONG ZN	76972	55-88 Lb 25-40 kg	24" 600 mm	4 3/4" 120 mm	6
MORTAR MIXER PADDLE M-140-R 3H ZN	76973	66-132 Lb 30-60 kg	24" 600 mm	5 1/2" 140 mm	2



PLASTER MIXER PADDLE THREAD M-14

- For mixing between 33.1 - 66.1 Lb. (15 - 25 kg.) of plaster.
- M14 x 2 thread connection.
- Adaptable directly RUBIMIX-9/9 PLUS and other brands.





	REF				
PLASTER MIXER PADDLE P-120-R	72954	33-66 Lb 15-30 kg	24" 600 mm	4 5/16" 110 mm	2


· ADAPTABLE TO RUBI MIXERS AND OTHER BRANDS.



MORTAR MIXER 3 HELIX





- To mix cement mortars.
- Helix head with 3 blades for higher efficient mixing.
- Adaptable to RUBIMIX portable range by chuck (Ref. 71967).

	REF				
MORTAR MIXER M-80 3H	76945	22-33 Lb 10-15 kg	16" 400 mm	3" 80 mm	6
MORTAR MIXER M-100 3H	76946	33-44 Lb 15-20 kg	21 5/8" 550 mm	4" 100 mm	6



MORTAR MIXER PADDLE THREAD M14 3HELIX





- To mix cement mortars.
- Helix head with 3 paddles for better mixing. Increases performance by 15% compared to the 2-blade head.
- Less effort in mixing.
- Less vibrations. Greater comfort.
- M14 x 2 thread connection.
- Adaptable directly to RUBIMIX-9/9 PLUS and other brands.

	REF				
MORTAR MIXER PADDLE M-100-R 3H	76917	33-44 Lb 15-20 kg	21 5/8" 550 mm	4" 100 mm	6
MORTAR MIXER PADDLE M-120-R 3H	76918	33-55 Lb 15-25 kg	24" 600 mm	4 3/4" 120 mm	2
MORTAR MIXER PADDLE M-140-R 3H	76919	55-88 Lb 25-40 kg	24" 600 mm	5 1/2" 140 mm	2
MORTAR MIXER PADDLE M-160-R 3H	76940	66-132 Lb 30-60 kg	24" 600 mm	6" 160 mm	2



EPOXY MIXER PADDLE E-80



- Special mixing between 2.2 - 4.4 Lb. (1 - 2 kg.) of epoxy resins.
- 8 mm. hexagonal finish.
- Adaptable to RUBIMIX-9/9 PLUS by chuck (Ref. 71967).

	REF				
EPOXY MIXER PADDLE E-80	65939	2-11 Lb 1-5 kg	16" 400 mm	3" 80 mm	6




STANDARD MIXER HEXAGONAL PADDLE

- To mix all materials.
- 10 mm. hexagonal finish.
- Adaptable to RUBIMIX-9/9 PLUS by chuck (Ref. 71967).

	REF				
STANDARD MIXER PADDLE ML-120	65931	22-33 Lb 10-15 kg	20 1/2" 520 mm	4 5/8" 118 mm	6

MIXING PADDLES


• ADAPTABLE TO RUBI MIXERS AND OTHER BRANDS.



LIQUID MIXER PADDLE - HEXAGONAL ROD

- To mix liquid and low density materials.
- Adaptable to RUBIMIX-9/9 PLUS by chuck (Ref. 71967).

	REF				
LIQUID MIXER PADDLE L-80	65933	11-33 Lb 5-15 kg	16" 400 mm	3" 80 mm	6
LIQUID MIXER PADDLE L-100	65934	33-55 Lb 15-25 kg	21 5/8" 550 mm	4" 100 mm	6



MORTAR MIXER PADDLE DUPLEX (RUBIMIX-9 DUPLEX)

- To mix up to 66.1 - 110.2 Lb. (30 - 50 kg.) of glue mortar. M27 x 1,5 thread finish.
- Fits directly to RUBIMIX-9 DUPLEX.

	REF				
M-120 DUPLEX PADDLE (2 UN.)	25946	66-110 Lb 30-50 kg	22 7/16" 570 mm	4 3/4" 120 mm	1



RUBIMIX BUCKETS

- Rubber Bucket 65 l. Spare RUBIMIX-50-N and also for use with RUBIMIX-9/9 PLUS and 9 DUPLEX.
- Rubber Bucket 40 l. Spare RUBIMIX-25-N and also for use with RUBIMIX-9/9 PLUS and 9 DUPLEX.

	REF	
BUCKET FOR RUBIMIX-50-N	60202	1
BUCKET FOR RUBIMIX-25-N	60265	1



CHUCK

- Chuck attachable to RUBIMIX-9, 9 PLUS and RUBIMIX 16 Ergomax to work with hexagonal and round finishing rods below 12mm.
- Includes chuck key - S2 Ref. 71969.

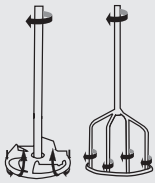
	REF	
CHUCK	71967	1
CHUCK KEY	71969	1

MIXER TABLE



UPWARDS MOTION: The material rises through the inner section of the mixing paddle and falls on the outside. This motion allows for an homogeneous mixture of viscous materials such as mortar, cement, glue, etc. Less effort and easier use.

M-100 3H ZN
M-120 3H ZN
M-100-R 3H ZN
M-120-R 3H ZN
M-120-R 3H L ZN
M-140-R 3H ZN
M-80 3H
M-100 3H
M-100-R 3H
M-120-R 3H
M-140-R 3H
M-160-R 3H
M-100-FI 3H
M-120-FI 3H
M-140-FI 3H
M-160-FI 3H



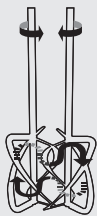
PARALLEL MOTION: The mixture is done horizontally so the materials flow in both directions (up/down) depending on the movement of the paddle. This motion is recommended for resins, bicomponents, liquids, etc. It reduces the amount of bubbles and lumps.

E-80
E-100-FI
ML-120
P-120-R



DOWNWARD MOTION: The material is pulled through the paddle's head and rises through the exterior. This motion is recommended for materials with a low viscosity such as paint, sealers, plaster, etc...The lumps are dissolved without splashing.











L-80
L-100
L-100-FI
L-120-FI



COUNTER MOTION: Both paddles work simultaneously generating a more intense mixture. Recommended for resilient and viscous materials such as mortars. Only for dual- paddle mixers.

M-120 DUPLEX

MIXER TABLE

		REF	 KG	 LB	 RPM	 W	 MM	 INCH	 MM	 INCH	 MM/INCH		
M-100 3H ZN		76974	15 - 20 kg	33.1 - 44.1 Lb	300 - 500	700	600	23 5/8"	100 mm	4"		8 mm	5/16"
M-120 3H ZN		76975	15 - 25 kg	33.1 - 55.1 Lb		950			120 mm	4 3/4"		10 mm	13/32"
M-100-R 3H ZN		76970	15 - 20 kg	33.1 - 44.1 Lb	300 - 500	700	600	23 5/8"	100 mm	4"		M14 x 2	
M-120-R 3H ZN		76971	15 - 25 kg	33.1 - 55.1 Lb		950			120 mm	4 3/4"			
M-120-R 3H L ZN		76972	25 - 40 kg	55.1 - 88.2 Lb	200 - 400	950	760	29 15/16"	120 mm	4 3/4"		M14 x 2	
M-140-R 3H ZN		76973	30 - 60 kg	66.1 - 132.3 Lb		1200	600	23 5/8"	140 mm	5 9/16"			
M-80 3H		76945	10 - 15 kg	22 - 33.1 Lb	300 - 500	500	400	15 3/4"	80 mm	3 3/16"		8 mm	5/16"
M-100 3H		76946	15 - 20 kg	33.1 - 44.1 Lb		700	550	21 11/16"	100 mm	4"		10 mm	13/32"
M-100 R 3H		76917	15 - 20 kg	33.1 - 44.1 Lb	200 - 400	1200	600	23 5/8"	120 mm	4 3/4"		M14 x 2	
M-120 R 3H		76918	15 - 25 kg	33.1 - 55.1 Lb					950	140 mm			
M-140 R 3H		76919	25 - 40 kg	55.1 - 88.2 Lb	200 - 400	1500	600	23 5/8"	160 mm	6 5/16"		M14 x 2	
M-160 R 3H		76940	30 - 60 kg	66.1 - 132.3 Lb					1500	160 mm			
M-100 FI 3H		76941	15 - 20 kg	33.1 - 44.1 Lb	300-500	700	550	21 11/16"	100 mm	4"		Fast-In	
M-120 FI 3H		76942	15 - 25 kg	33.1 - 55.1 Lb		950	120 mm	4 3/4"					
M-140 FI 3H		76943	25 - 40 kg	55.1 - 88.2 Lb	200-400	1200	600	23 5/8"	140 mm	5 9/16"		Fast-In	
M-160 FI 3H		76944	30 - 60 kg	66.1 - 132.3 Lb		1500	160 mm	6 5/16"					
E-80		65939	1 - 5 kg	2.2 - 11 Lb	300 - 500	700	400	15 3/4"	80 mm	3 3/16"		8 mm	5/16"
E-100 FI		76906	5 - 10 kg	11 - 22 Lb		950	550	21 11/16"	100 mm	4"		Fast-In	
ML-120		65931	10 - 15 kg	22 - 33.1 Lb	300-600	700	520	20 1/2"	118 mm	4 5/8"		10 mm	13/32"
L-80		65933	5 - 15 kg	11 - 33.1 Lb		400	400	15 3/4"	80 mm	3 3/16"			8 mm
L-100		65934	15 - 25 kg	33.1 - 55.1 Lb	300-600	500	550	21 11/16"	100 mm	4"		10 mm	13/32"
L-100 FI		76904											
L-120 FI		76905	15 - 40 kg	33.1 - 88.2 Lb	300 - 500	950	600	23 5/8"	120 mm	4 3/4"		Fast-In	
P-120 R		72954	15 - 30 kg	33.1 - 66.1 Lb		950	600	23 5/8"	110 mm	4 5/16"			
M-120 DUPLEX		25946	30 - 50 kg	66.1 - 110.2 Lb	480	1350	570	22 7/16"	120 mm	4 3/4"		M27 x 1,5	

Quantity to be mixed

Recommended speed (RPM)

Minimum drill power (W)

Total length

Ø of mixer

Rod shape

Material to be mixed

Hexagonal finish

Thread finish

Fast-in

Gypsum

Paint / Liquids

Tile adhesive

Epoxy resin



The RUBI logo is a diamond shape with a red top half and a black bottom half. The word "RUBI" is written in white, bold, sans-serif capital letters across the black section.

RUBI

The number "09" is displayed in a large, white, sans-serif font, centered within a vertical rectangular gradient box that transitions from light orange at the top to dark red at the bottom.

09




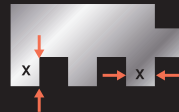




















TOOLS FOR FIXING TILES AND FINISHINGS

**TROWELS, NOTCHED TROWELS, FLOATS, RUBBER TROWELS
AND SPATULAS**

MARKERS, CHISELS, TEMPLATES AND AUXILIARY TOOLS FOR TILING

MALLETS, NIPPERS AND GROUT MORTAR APPLICATORS

SELECTION TABLE

			
<p>≤ 10 X 10 CM ≤ 4" X 4"</p>			<p>3x3 mm 1/8" x 1/8"</p>
			<p>4,5x4,5 mm 3/16" x 3/16"</p>
<p>FROM 10X10 TO 20X20 CM FROM 4" X 4" TO 8" X 8"</p>			<p>3x3 mm 1/8" x 1/8"</p>
			<p>6x6 mm 1/4" x 1/4"</p>
<p>FROM 20X20 TO 30X30 CM FROM 8" X 8" TO 12" X 12"</p>			<p>6x5 mm 1/4" x 7/32"</p>
			<p>6x6 mm 1/4" x 1/4"</p>
<p>FROM 20X20 TO 40X40 CM FROM 8" X 8" TO 16" X 16"</p>			<p>R10 R13/32"</p>
<p>FROM 30X30 TO 40X40 CM FROM 12" X 12" TO 16" X 16"</p>			
<p>* FROM 40X40 TO 60X60 CM * FROM 16" X 16" TO 24" X 24"</p>			
<p>* FROM 60X60 TO 80X80 CM * FROM 24" X 4" TO 32" X 32"</p>			
<p>* >80X80 CM" * >32" X 32"</p>			
<p>* >80X80 CM" * >32" X 32"</p>			

Basic conditions: | ≥80% Adhesive coverage (dry indoor surfaces).
Final layer thickness: 5 mm (3/16 ").
BACK BUTTERING is not required.

*Back buttering is mandatory when the required coverage is ≥95% (for outdoors or damp areas) or pieces larger than 40 x 40. (16" x 16").
To compensate for the bowing of the tile, add 2x** to the tooth size (** = deformation in the flatness of the tiles).

 Adhesive mortar

 Putty

TROWELS AND NOTCHED TROWELS

		WOODEN HANDLE					RUBIFLEX					PLASTIC HANDLE		
		●	INOX	●	INOX	●	●	INOX	●	INOX	45°	●	●	●
		65950	65960	65988	72915	71922	75950	75970	72917	72919		65951	25900	74957
	SHARP		74948											
	3 x 3 mm 1/8 x 1/8"	65989				71923			72906	74936		65965	25901	74958
	4.5 x 4.5 mm 3/16 x 3/16"								74980	74937			25902	
	6 x 6 mm 1/4 x 1/4"	65982		65958		71924	75955		72907	74938	75946	65966	25903	74959
	6 x 10 mm 1/4 x 13/32"								74981					
	8 x 8 mm 3/8 x 3/8"	65984		65959		71925	75957		72908	74940	75947	65967	25905	74960
	10 x 10 mm 13/32 x 13/32"	65985		65983		71926	75958		72909	74941	75948	65968	25906	74961
	12 x 12 mm 1/2 x 1/2"	74947		73973			75959			74942	75923	74976	25907	
	15 x 15 mm 9/16 x 9/16"									76947				
	20 x 20 mm 13/16 x 13/16"			75962										
	R10	65986		65987					72910	74943	75924			
	3 x 3 mm 1/8 x 1/8"					71927								
	6 x 5 mm 11/4 x 7/32"	70906							72911					
	6 x 6 mm 1/4 x 1/4"					71928								



CLOSED HANDLE



CLOSED HANDLE 48cm / 19"



OPEN HANDLE



SPATULA



TROWEL



SHARP EDGES




SQUARE



TRIANGULAR








ROUND




TROWELS & NOTCHED TROWELS CLOSED WOOD HANDLE

- Steel plate special high wear resistance with corrosion protection by clear coat. (STEEL).
- Stainless steel plate special high wear resistance (INOX).

	REF					
STEEL TROWEL 12" (30 CM.)	65950	-	-	-	6	624
INOX TROWEL 12" (30 CM.)	65960	-	-	-	6	624
SHARP EDGED INOX TROWEL 12" (30 CM.)	74948	-	-	-	6	624
STEEL NOTCHED TROWEL 11" (28 CM.) 1/8 X 1/8" (3 X 3 MM.)	65989	1/8" 3 mm	1/8" 3 mm	-	6	624
STEEL NOTCHED TROWEL 11" (28 CM.) 1/4 X 1/4" (6 X 6 MM.)	65982	1/4" 6 mm	1/4" 6 mm	-	6	624
STEEL NOTCHED TROWEL 11" (28 CM.) 3/8 X 3/8" (8 X 8 MM.)	65984	5/16" 8 mm	5/16" 8 mm	-	6	624
STEEL NOTCHED TROWEL 11" (28 CM.) 13/32 X 13/32" (10 X 10 MM.)	65985	3/8" 10 mm	3/8" 10 mm	-	6	624
STEEL NOTCHED TROWEL 11" (28 CM.) 1/2" X 1/2" (12 X 12 MM.)	74947	1/2" 12 mm	1/2" 12 mm	-	6	624
STEEL NOTCHED TROWEL 11" (28 CM.) R-13/32" (10 MM.)	65986	-	-	3/8" 10 mm	6	624
TRIANGULAR STEEL NOTCHED TROWEL 11" (28 CM.) 1/4 X 7/32" (6 X 5 MM.)	70906	1/4" 6 mm	3/16" 5 mm	-	6	624





19" (48CM) TROWELS & NOTCHED T. CLOSED WOOD HANDLE

- Steel plate special high wear resistance, corrosion-protected by clear coat (STEEL).
- Stainless steel plate special high wear resistance (INOX)
- Perfect flatness of the plate.
- The notches 13/16" x 13/16" (20 x 20 mm.) developed for dosing of glue mortar on uneven floors. Allows more material thickness.





	REF					
STEEL TROWEL 19" (48 CM.)	65988	-	-	-	6	312
INOX TROWEL 19" (48 CM.)	72915	-	-	-	6	312
STEEL NOTCHED TROWEL 19" (48 CM.) 1/4" X 1/4" (6 X 6 MM.)	65958	1/4" 6 mm	1/4" 6 mm	-	6	312
STEEL NOTCHED TROWEL 19" (48 CM.) 3/8" X 3/8" (8 X 8 MM.)	65959	5/16" 8 mm	5/16" 8 mm	-	6	312
STEEL NOTCHED TROWEL 19" (48 CM.) 13/32" X 13/32" (10 X 10 MM.)	65983	3/8" 10 mm	3/8" 10 mm	-	6	312
STEEL NOTCHED TROWEL 19" (48 CM.) 1/2" X 1/2" (12 X 12 MM.)	73973	1/2" 12 mm	1/2" 12 mm	-	6	312
STEEL NOTCHED TROWEL 19" (48 CM.) 13/16" X 13/16" (20 X 20 MM.)	75962	13/16" 20 mm	13/16" 20 mm	-	6	312
STEEL NOTCHED TROWEL 19" (48 CM.) R-13/32" (10 MM.)	65987	-	-	3/8" 10 mm	6	312





SPATULAS & NOTCHED SPATULAS WOOD HANDLE



- 7"(18 cm) wide plate.Special steel high wear resistance.


	REF				
STEEL SPATULA 7" (18 CM.)	71922	-	-	12	3456
STEEL NOTCHED SPATULA 7" (18 CM.) 1/8"X1/8"(3X3 MM.)	71923	1/8" 3 mm	1/8" 3 mm	12	3456
STEEL NOTCHED SPATULA 7" (18 CM.) 1/4"X1/4" (6X6 MM.)	71924	1/4" 6 mm	1/4" 6 mm	12	3456
STEEL NOTCHED SPATULA 7" (18 CM.) 1/3"X1/3"(8X8 MM.)	71925	5/16" 8 mm	5/16" 8 mm	12	3456
STEEL NOTCHED SPATULA 7" (18 CM.) 2/3"X2/3" (10X10 MM.)	71926	3/8" 10 mm	3/8" 10 mm	12	3456
STEEL NOTCHED SPATULA 7" (18 CM.) TRIAN. 1/8"X1/8"(3X3 MM.)	71927	1/8" 3 mm	1/8" 3 mm	12	3456
STEEL NOTCHED SPATULA 7" (18 CM.) TRIAN. 1/4"X1/4"(6X6 MM.)	71928	1/4" 6 mm	1/4" 6 mm	12	3456



LEVELLING TROWELS






- Levelling trowels wood handle
- Special high wear resistant steel plate.
- Plate measures:15 3/4"x4 11/32"(40 x 11 cm.)


	REF		
LEVELLING TROWEL ROUND TIP	60996	2	320
LEVELLING TROWEL POINTED TIP	60997	2	320




TROWELS & NOTCHED T. CLOSED RUBIFLEX HANDLE

- Steel plate special high wear resistance with corrosion protection by clear coat.(STEEL)
- Stainless steel plate high wear resistance. (INOX)
- Ergonomic RUBIFLEX handle with two textures.
- Perfect flatness of the plate.






	REF					
STEEL TROWEL-12" (30 CM.)	75950	-	-	-	6	624
INOX TROWEL 12" (30 CM.)	75970	-	-	-	6	624
STEEL NOTCHED TROWEL 11" (28 CM.) 1/4"X1/4" (6X6 MM.)	75955	1/4" 6 mm	1/4" 6 mm	-	6	624
STEEL NOTCHED TROWEL 11" (28CM) 3/8"X3/8" (8X8 MM.)	75957	5/16" 8 mm	5/16" 8 mm	-	6	624
STEEL NOTCHED TROWEL 11" (28CM) 1/2"X1/2" (10X10 MM.)	75958	3/8" 10 mm	3/8" 10 mm	-	6	624
STEEL NOTCHED TROWEL 11" (28 CM.) 1/2"X1/2" (12X12 MM.)	75959	1/2" 12 mm	1/2" 12 mm	-	6	624










TROWELS & NOTCHED TROWELS OPEN RUBIFLEX HANDLE

- Steel plate special high wear resistance with corrosion protection by clear coat.(STEEL)
- Ergonomic RUBIFLEX handle with two textures.
- Perfect flatness of the plate.

	REF					
STEEL TROWEL 11" (28 CM.)	72917	-	-	-	6	270
INOX TROWEL 11" (28 CM.)	72919	-	-	-	6	270
STEEL NOTCHED TROWEL 1/8"X1/8" (3X3 MM.)	72906	1/8" 3 mm	1/8" 3 mm	-	6	270
INOX NOTCHED TROWEL 11" (28 CM.) 1/8"X1/8" (3X3 MM.)	74936	1/8" 3 mm	1/8" 3 mm	-	6	270
STEEL NOTCHED TROWEL 11" (28 CM.) 3/16"X3/16" (4.5X4.5 MM.)	74980	3/16" 4.5 mm	3/16" 4.5 mm	-	6	270
INOX NOTCHED TROWEL 11" (28 CM.) 3/16"X3/16" (4.5X4.5 MM.)	74937	3/16" 4.5 mm	3/16" 4.5 mm	-	6	270
STEEL NOTCHED TROWEL 11" (28 CM.) 1/4"X1/4" (6X6 MM.)	72907	1/4" 6 mm	1/4" 6 mm	-	6	270
INOX NOTCHED TROWEL 11" (28 CM.) 1/4"X1/4" (6X6 MM.)	74938	1/4" 6 mm	1/4" 6 mm	-	6	270
STEEL NOTCHED TROWEL 11" (28 CM.) 1/4"X13/32" (6X10 MM.)	74981	1/4" 6 mm	3/8" 10 mm	-	6	270

	REF					
STEEL NOTCHED TROWEL 11" (28 CM.) 3/8"X3/8" (8X8 MM.)	72908	5/16" 8 mm	5/16" 8 mm	-	6	270
INOX NOTCHED TROWEL 11" (28 CM.) 3/8"X3/8" (8X8 MM.)	74940	5/16" 8 mm	5/16" 8 mm	-	6	270
STEEL NOTCHED TROWEL 11" (28 CM.) 13/32"X13/32" (10X10 MM.)	72909	3/8" 10 mm	3/8" 10 mm	-	6	270
INOX NOTCHED TROWEL 11" (28 CM.) 13/32"X13/32" (10X10 MM.)	74941	3/8" 10 mm	3/8" 10 mm	-	6	270
STEEL NOTCHED TROWEL 11" (28 CM.) 1/2"X1/2" (12X12 MM.)	74982	1/2" 12 mm	1/2" 12 mm	-	6	270
INOX NOTCHED TROWEL 11" (28 CM.) 1/2"X1/2" (12X12 MM.)	74942	1/2" 12 mm	1/2" 12 mm	-	6	270
INOX NOTCHED TROWEL 11" (28 CM.) 9/16"X9/16" (15X15 MM.)	76947	9/16" 15 mm	9/16" 15 mm	-	6	270
STEEL NOTCHED TROWEL 11" (28 CM.) R-13/32" (10 MM.)	72910	-	-	3/8" 10 mm	6	270
INOX NOTCHED TROWEL 11" (28 CM.) R-1/2" (10 MM.)	74943	-	-	3/8" 10 mm	6	270
STEEL NOTCHED TROWEL TRIANGULAR 1/4"X7/32" (6X5 MM.)	72911	6 mm	3/16" 5 mm	3/16" 5 mm	6	270




PROTECTED DESIGN



45° NOTCHED TROWEL RUBIFLEX OPEN HANDLE

- 45° Angled notches for comfort and less user effort.
- Improves adherence of the mortar on to work surface.
- Special carbon steel alloy plate of high wear resistance.
- Extremely light, high resistance aluminium reinforcement.
- Highly rigid joint between the reinforcement and the plate.
- Ergonomic RUBIFLEX handle with two textures.
- Clear coat for protection against corrosion.
- Perfect flatness of the plate.

REF					
45° NOTCHED TROWEL 11" (28 CM) 1/4" X 1/4" (6X6)	75946	1/4" 6 mm	1/4" 6 mm	-	6 480
45° NOTCHED TROWEL 11" (28 CM) 3/8" X 3/8" (8X8)	75947	5/16" 8 mm	5/16" 8 mm	-	6 480
45° NOTCHED TROWEL 11" (28 CM) 13/32" X 13/32" (10X10)	75948	3/8" 10 mm	3/8" 10 mm	-	6 480
45° NOTCHED TROWEL 11" (28 CM) 1/2" X 1/2" (12X12)	75923	1/2" 12 mm	1/2" 12 mm	-	6 480
45° NOTCHED TROWEL 11" (28 CM) R-13/32" (10 MM.)	75924	-	-	3/8" 10 mm	6 480



- Extremely light and resistance aluminium reinforcement.
- Highly rigid fixation between the reinforcement and the plate.
- Steel/stainless steel plate with high resistance to abrasion.
- Ergonomic RUBIFLEX handle with two textures.
- Corrosion protection with clear varnish.
- Perfect flatness of the plate.



TROWELS & NOTCHED TROWELS CLOSED PLASTIC HANDLE

- Steel plate special high wear resistance with corrosion protection by clear coat.


	REF					
STEEL TROWEL 12" (30 CM.)	65951	-	-	-	6	624
NOTCHED TROWEL 11" (28 CM.) 1/8" X 1/8" (3X3 MM.)	65965	1/8" 3 mm	1/8" 3 mm	-	6	624
NOTCHED TROWEL 11" (28 CM.) 1/4" X 1/4" (6X6 MM.)	65966	1/4" 6 mm	1/4" 6 mm	-	6	624
NOTCHED TROWEL 11" (28 CM.) 3/8" X 3/8" (8X8MM.)	65967	5/16" 8 mm	5/16" 8 mm	-	6	624
NOTCHED TROWEL 11" (28 CM.) 13/32" X 13/32" (10X10 MM.)	65968	3/8" 10 mm	3/8" 10 mm	-	6	624
NOTCHED TROWEL 11" (28 CM.) 1/2" X 1/2" (12X12 MM.)	74976	1/2" 12 mm	1/2" 12 mm	-	6	624



SPATULA / NOTCHED SPATULA PLASTIC HANDLE






- 7" (18 cm.) wide plate.
- Steel plate special high wear resistance.

	REF				
STEEL SPATULA 7" (18 CM.)	74957	-	-	12	3456
NOTCHED SPATULA 7" (18 CM.) 1/8" X 1/8" (3 X 3 MM.)	74958	1/8" 3 mm	1/8" 3 mm	12	3456
NOTCHED SPATULA 7" (18 CM.) 1/4" X 1/4" (6 X 6 MM.)	74959	1/4" 6 mm	1/4" 6 mm	12	3456
NOTCHED SPATULA 7" (18 CM.) 3/8" X 3/8" (8 X 8 MM.)	74960	5/16" 8 mm	5/16" 8 mm	12	3456
NOTCHED SPATULA 7" (18 CM.) 13/32" X 13/32" (10 X 10 MM.)	74961	3/8" 10 mm	3/8" 10 mm	12	3456



TROWELS OPEN PLASTIC HANDLE

- Steel plate. Special high wear resistance.
- Plate trowel: 11" x 4" (28 x 12 cm.)
- Plate notched trowel: 11" x 4" (28 x 12 cm.)





	REF					
STEEL TROWEL 11" (28 CM.) OPEN PLASTIC HANDLE	25900	-	-	-	6	480
STEEL NOTCHED TROWEL 11" (28 CM.) 1/8" X 1/8" (3 X 3 MM.)	25901	-	1/8" 3 mm	-	6	480
STEEL NOTCHED TROWEL 11" (28 CM.) 3/16" X 3/16" (4,5 X 4,5 MM.)	25902	3/16" 4.5 mm	3/16" 4.5 mm	-	6	480
STEEL NOTCHED TROWEL 11" (28 CM.) 1/4" X 1/4" (6 X 6 MM.)	25903	1/4" 6 mm	1/4" 6 mm	-	6	480
STEEL NOTCHED TROWEL 11" (28 CM.) (8 X 8 MM.)	25905	5/16" 8 mm	5/16" 8 mm	-	6	480
STEEL NOTCHED TROWEL 11" (28 CM.) (10 X 10 MM.)	25906	3/8" 10 mm	3/8" 10 mm	-	6	480
STEEL NOTCHED TROWEL 11" (28 CM.) (12 X 12 MM.)	25907	1/2" 12 mm	1/2" 12 mm	-	6	480





PFP01





- Ergonomic RUBIFLEX.

	REF				
PFP01-120 MM. (4 3/4")	75012	4 3/4" 120 mm	2 7/8" 73 mm	0.331 Lb 0.150 kg	6
PFP01-140 MM. (5 1/2")	75014	5 1/2" 140 mm	2 15/16" 75 mm	0.348 Lb 0.158 kg	6
PFP01-160 MM. (5 5/16")	75016	6" 160 mm	3" 76 mm	0.384 Lb 0.174 kg	6



PFP05





- Ergonomic RUBIFLEX.

	REF				
PFP05-160 MM. (5 5/16")	75416	6" 160 mm	3 9/16" 90 mm	0.562 Lb 0.255 kg	6
PFP05-180 MM. (7 1/16")	75418	7" 180 mm	4 1/8" 105 mm	0.628 Lb 0.285 kg	6
PFP05-200 MM. (7 7/8")	75420	8" 200 mm	4 5/16" 110 mm	0.703 Lb 0.319 kg	6



PFM06





- Varnished beechwood handle.

	REF				
PFM06-180 MM. (7 1/16")	35518	7" 180 mm	5 1/8" 130 mm	0.745 Lb 0.338 kg	6
PFM06-200 MM. (7 7/8")	35520	8" 200 mm	5 3/8" 137 mm	0.794 Lb 0.360 kg	6



PFP10

- Ergonomic RUBIFLEX.

	REF				
PFP10-130 MM. (5 1/8")	75913	5 1/8" 130 mm	2 3/4" 70 mm	0.278 Lb 0.126 kg	6
PFP10-150 MM. (5 7/8")	75915	5 7/8" 150 mm	3" 80 mm	0.317 Lb 0.144 kg	6



PFP19

- Ergonomic RUBIFLEX

	REF				
PFP19- 80 MM. (4 5/16")	76808	4 5/16" 109 mm	3" 80 mm	0.335 Lb 0.152 kg	6
PFP19- 90 MM. (5 1/16")	76809	5 1/16" 128 mm	3 9/16" 90 mm	0.37 Lb 0.168 kg	6



PFM22

- Varnished beechwood handle.

	REF				
PFM22-165 MM. (6 5/8")	37116	6 5/8" 168 mm	4 11/16" 119 mm	0.791 Lb 0.359 kg	6
PFM22-180 MM. (7 1/4")	37118	7 1/4" 184 mm	4 7/8" 124 mm	0.816 Lb 0.370 kg	6



PFP22

- Ergonomic RUBIFLEX handle

	REF				
PFP22-165 MM. (6 5/8")	77116	6 5/8" 168 mm	4 11/16" 119 mm	0.807 Lb 0.366 kg	6
PFP22-180 MM. (7 1/4")	77118	7 1/4" 184 mm	4 7/8" 124 mm	0.981 Lb 0.445 kg	6



PFM23

- Varnished beechwood handle.

	REF				
PFM23-180A MM. (7 3/16")	37258	7 3/16" 183 mm	4 5/8" 117 mm	0.78 Lb 0.354 kg	6



PFP23

- Ergonomic RUBIFLEX handle

REF					
PFP23-180 A MM. (7 3/16")	77258	7 3/16" 183 mm	4 5/8" 117 mm	0.796 Lb 0.361 kg	6
PFP23-185 B MM. (7 1/8")	77268	7 1/8" 181 mm	5 3/16" 131 mm	0.86 Lb 0.390 kg	6



PFM24

- Varnished beechwood handle.

REF					
PFM24-140 MM. (5 1/2")	37314	5 1/2" 140 mm	3 1/4" 82 mm	0.322 Lb 0.146 kg	6
PFM24-160 MM. (6 5/16")	37316	6" 160 mm	3 5/8" 92 mm	0.335 Lb 0.152 kg	6
PFM24-180 MM. (7 1/16")	37318	7" 180 mm	4 1/16" 103 mm	0.564 Lb 0.256 kg	6
PFM24-200 MM. (7 7/8")	37320	8" 200 mm	4 5/16" 110 mm	0.586 Lb 0.266 kg	6



PFP24

- Ergonomic RUBIFLEX handle

REF					
PFP24-140 MM. (5 1/2")	77314	5 1/2" 140 mm	3 1/4" 82 mm	0.34 Lb 0.154 kg	6
PFP24-160 MM. (6 5/16")	77316	6" 160 mm	3 5/8" 92 mm	0.337 Lb 0.153 kg	6
PFP24-180 MM. (7 1/16")	77318	7" 180 mm	4 1/16" 103 mm	0.58 Lb 0.263 kg	6
PFP24-200 MM. (7 7/8")	77320	8" 200 mm	4 5/16" 110 mm	0.606 Lb 0.275 kg	6



PFP25

- Ergonomic RUBIFLEX handle

REF					
PFP25-180 MM. (7 1/16")	77418	7" 180 mm	4 5/16" 110 mm	0.668 Lb 0.303 kg	6



PFM26

- Varnished beechwood handle.

REF					
PFM26-200 MM. (7 7/8")	37520	8" 200 mm	5 3/16" 132 mm	0.816 Lb 0.370 kg	6



PFP33

- Ergonomic RUBIFLEX handle

	REF				
PFP33- 170X50 MM. (6 11/16" X 1 15/16")	79050	6 11/16" 170 mm	1 15/16" 50 mm	0.34 Lb 0.154 kg	6



PFM53

- Stainless steel plate. For interior angles


	REF				
PFM53- 110X75 MM. (4 5/16" X 2 15/16")	38211	4 5/16" 110 mm	2 15/16" 75 mm	0.496 Lb 0.225 kg	6



PFM55

- Special for tile installers, sharp arrow.

	REF				
PFM55- 165 MM. (6 1/2")	38416	6 1/2" 165 mm	4 1/2" 114 mm	0.617 Lb 0.280 kg	6



1. Special white nylon lap for tapping without staining.
2. Wooden handle in varnished beech.
3. Nickel-plated notched ring to increase handle fixation.
4. Solid, non-detachable mounting between handle and pin.
5. Fusion technique to forging temperature. Fully guaranteed for life against breakage.
6. Perfect flatness of the entire plate.
7. Plate protected against corrosion.
8. Fibres oriented lengthwise during plating.
 - Specific thermal treatment on:
 - Plate, to improve flexibility and prevent wear-off.
 - Pin, to improve hardness and rigidity.
9. Maximum lightness retaining its resistance.
10. Total regularity of all fabrications.
11. Perfect adaptation of shapes, sizes and specific characteristics of each market demands.

RUBI® BRICK TROWEL RANGE

MM ▶	80	90	110	120	130	140	150	160	165	170	180	185	200
INCH ▶	3 5/32"	3 9/16"	4 11/32"	4 3/4"	5 1/8"	5 17/32"	5 24/32"	6 5/16"	6 1/2"	6 23/32"	7"	7 5/16"	7 7/8"
PFP01				75012		75014		75016					
PFP05								75416			75418		75420
PFM06											35518		35520
PFP10					75913		75913						
PFP19	76808	76809											
PFM20						36914							
PFM22							37115		37116		37118		
PFP22							77115		77116		77118		
PFM23											37258	37268	
PFP23											77258	77268	
PFM24						37314		37316			37318		37320
PFP24						77314		77316			37318		77320
PFP25											77418		
PFM26													37520
PFP33										79050			
PFM53			38211										
PFP53			78211										
PFM54			38311										
PFM55						38414			38416				

FLOATS

• PLASTER FLOATS



RETICULATED POLYETHYLENE FLOATS

- For finish floating mortar plastering.
- Maximum lighthness and resistance to wear off.
- Very low water absorption. Guarantees dimensional stability.

	REF	
POINT TIP POREX TROWEL 8 7/8" X 5 1/2" (24 X 14 CM)	83998	10
RECTANGULAR POREX TROWEL 8 7/8" X 5 1/2" (24 X 14 CM)	83999	10



POREX FLOATS

- For plastering walls.
- Density and hardness permits an even finish.

	REF	
POINT TIP POREX TROWEL 9 1/2" X 5" (24 X 14 CM.)	83993	10
RECTANGULAR POREX TROWEL 9 1/2" X 5" (24 X 14 CM.)	83992	10



ROUGH WOODEN HANDLE FLOATS

- For plastering walls.
- Rough finish.

	REF	
POINT TIP FLOAT 10" X 7" (27 X 18 CM.)	65949	10
RECTANGULAR FLOAT 10" X 7" (27 X 18 CM.)	65947	10
RECTANGULAR FLOAT 13" X 9" (34 X 23 CM.)	65948	10



ROUGH PLASTIC HANDLE FLOATS

- Reinforced plate of high resistance to abrasion and long durability.
- Perfectly flat base

	REF	
POINT TIP FLOAT 10 X 5" (27 X 14 CM.)	71941	10
RECTANGULAR FLOAT 10" X 7" (27 X 18 CM.)	71943	10
RECTANGULAR FLOAT 13" X 9" (34 X 23 CM.)	71944	10



SMOOTH PLASTIC HANDLE FLOATS

- Reinforced plate of high resistance to abrasion and long durability.
- Perfectly flat base.

	REF	
RECTANGULAR FLOAT 10" X 5" (27 X 14 CM.)	71947	10


RUBBER GROUT FLOATS

• RUBBER FLOATS FOR GROUTING, WITH ERGONOMIC OR WOODEN HANDLES.



GROUT FLOATS SUPERPRO WOOD

- For grouting ceramic, wood ergonomic handle.
- Available in different hardnesses of rubber for best finish as the joint width.
- Rubber float trowel, with white rubber sheet wear resistant.
- Solid rubber float, with hard rubber abrasion resistant. Thermoflex float, medium hardness.

	REF	
RUBBER GROUT FLOAT SUPERPRO	65970	6
THERMOFLEX RUBBER GROUT FLOAT SUPERPRO	65976	6
SOLID RUBBER GROUT FLOAT SUPERPRO	65975	6



GROUT FLOATS SUPERPRO PLASTIC


- For grouting ceramic, plastic ergonomic handle.
- Available in different hardnesses of rubber for best finish as the joint width.
- Rubber float trowel, with white rubber sheet wear resistant.
- Solid rubber float, with hard rubber abrasion resistant. Thermoflex float, medium hardness.

	REF	
RUBBER GROUT FLOAT SUPERPRO	65971	6
THERMOFLEX RUBBER GROUT FLOAT SUPERPRO	65973	6
SOLID RUBBER GROUT FLOAT SUPERPRO	65972	6



GROUT FLOATS PRO

- For grouting ceramic tiles.
- Black foam rubber
- Grout Float PRO 9"x4" 22.5x10cm.(Ref.10607), with white rubber sheet wear resistant.

	REF	
RUBBER GROUT FLOAT 9"x4" X19/32" (22,5X10X1,5CM)	10607	6
GROUT FLOAT PRO 9 1/2"x4 3/4" X13/32" (24X12X1CM)	24968	10
GROUT FLOAT PRO 11"x5" X13/32" (28X14X1CM)	24969	10

RUBBER GROUT FLOATS

• RUBBER FLOATS FOR GROUTING, WITH ERGONOMIC OR WOODEN HANDLES..



REPLACEABLE GROUT FLOAT PRO

- Grout Float (Ref.84924)with sheet resistant to abrasion.
- Replaceable with spare (ref. 84925).

	REF	
REPLACEABLE GROUT FLOAT PRO	84924	6
SPARE GROUT FLOAT PRO	84925	15

FLOATS AND TROWELS FOR PLASTER

• TROWELS FOR AND FLOATS FOR THE CORRECT APLICATION AND SMOOTHING OF PLASTER.



PLASTER FLOATS

- Flexible polyethylene and nonstick base.

	REF	
WOODEN HANDLE FLOAT 12" X 5" (30 X 14 CM.)	71903	6
PLASTIC HANDLE FLOAT 12" X 5" (30 X 14 CM.)	71904	6

FLEXIBLE PLASTER FLOATS

- For multi finish and skimming plaster jobs (also compatible with microcement).
- Ideal for vertical jobs in heights.
- 1,2 mm thick polypropylene (PP) plate.



	REF	
FLEXIBLE WOODEN HANDLE FLOAT	72823	6
FLEXIBLE FINE PLASTIC HANDLE FLOAT	72824	6

SPATULAS

• GREAT VARIETY OF SPATULAS FOR MULTIPLE PURPOSES.



WALL TILE GROUT SPATULA

- For filling joints.

	REF	
WALL TILE GROUT SPATULA 7" (18 CM.)	65954	1
WALL TILE GROUT SPATULA 13" (35 CM.)	65935	1

· GREAT VARIETY OF SPATULAS FOR MULTIPLE PURPOSES.



FLOOR TILE GROUT SPATULA

- Reinforced spatula for professional jobs. Replaceable strip that can be used on both sides.
- Includes grip and aluminium holder.

	REF	
FLOOR TILE GROUT SPATULA 24" (60 CM.)	70905	1



GENERAL PURPOSE SPATULA

- Adaptable to WOODEN HANDLE(Ref. 65450) Not included

	REF	
GENERAL PURPOSE SPATULA 17" (44 CM.)	65919	1
GENERAL PURPOSE SPATULA 24" (60 CM.)	70902	1



ALUMINIUM HANDLE

- Adaptable to floor tile grout spatula 50, 60 and 75 cm

	REF	
ALUMINIUM HANDLE	70904	1



WOODEN HANDLE

- Holder for general purpose spatula of 44 cm. Ref. 65919 and 60cm. Ref. 70902

	REF	
WOODEN HANDLE	65450	1



OUTLINER FOR JOINTS

- Elastomer template with different curves and angles for outlining joints in silicone, polyurethane, plaster, grout etc.

	REF	
OUTLINER FOR JOINTS	72963	5

SPATULAS

• GREAT VARIETY OF SPATULAS FOR MULTIPLE PURPOSES.



STAINLESS STEEL PAINT SPATULA WOODEN HANDLE

• Stainless steel plate with wooden handle.

	REF	
STAINLESS STEEL PAINT SPATULA 1.5/8" (40 MM.)	70910	10
STAINLESS STEEL PAINT SPATULA 2" 1/2 (63 MM.)	70914	10
STAINLESS STEEL PAINT SPATULA 3" (75 MM.)	70911	10
STAINLESS STEEL PAINT SPATULA 4" (100 MM.)	70912	10
STAINLESS STEEL PAINT SPATULA 6" (150 MM.)	70913	10



STAINLESS STEEL PAINT SPATULA RUBIFLEX HANDLE

• Stainless steel plate with ergonomic RUBIFLEX handle.

	REF	
STAINLESS STEEL PAINT SPATULA 1" 5/8 (40 MM.)	73909	10
STAINLESS STEEL PAINT SPATULA 2" 1/2 (63 MM.)	73914	10
STAINLESS STEEL PAINT SPATULA 3" (75 MM.)	73911	10
STAINLESS STEEL PAINT SPATULA 4" (100 MM.)	73912	10
STAINLESS STEEL PAINT SPATULA 6" (150 MM.)	73913	10



RUBI

RUBISCRAPER-250

ELECTRIC GROUT SCRAPER

For grout removal without breaking the tile.

- Ideal for repair work (replacement of broken tiles) and rehabilitation.
- Equipped with 3 speeds. Cadence: V1: 6500 i.p. / V2: 8000 i.p. / V3: 9500 i.p.
- Power: 250 W.
- Stroke length: 2 mm.
- Double insulation.
- Blades for joints of 1.5 mm (ref. 66810, use only with speed 1) and 3 mm (ref. 66812) included.
- With transport case.
- Interchangeable blades for 1.5, 2, 3 and 4 mm joints.



1

Ergonomic design and bi-material finishing, for greater comfort and better stability.

2

Light and resistant. Maximum reliability.

3

Blades made in tungsten carbide. Resharpenables for a greater performance. Patented model.

4

Fast locking / unlocking system for easy assembly of blade.

	REF		W	
RUBISCRAPER-250	66940	230V-50Hz	250 W	1
RUBISCRAPER-250 UK	66941	230V-50Hz	250 W	1
RUBISCRAPER-250 USA	66942	120V-60Hz	250 W	1
RUBISCRAPER-250 UK	66943	220V-60Hz	250 W	1
RUBISCRAPER-250	66944	220V-60Hz	250 W	1
RUBISCRAPER-250 AUS	66951	220V-60Hz	250 W	1


ELECTRIC GROUT SCRAPER

· ELECTRIC SCRAPER FOR EFFECTIVE GROUT REMOVAL WITHOUT BREAKING THE TILE.




RUBISCRAPER BLADES

- Resharpenable and easily interchangeable blades, available for 1.5mm (use only with speed 1), 2mm, 3mm and 4mm grout sizes.

	REF	
1.5 MM (1/16") BLADE FOR GROUTS	66810	1
2 MM (3/32") BLADE FOR GROUTS	66811	1
3 MM (1/8") BLADE FOR GROUTS	66812	1
4 MM (5/32") BLADE FOR GROUTS	66813	1

SCRAPERS

· MORTAR SCRAPERS, SINGLE LAYER, JOINTS AND PLASTER.



FACADE MORTAR SCRAPER 16" X 2 7/8" (50X72MM)


- Facade mortar scraper with wooden handle.
- Plate dimensions: 6x2 7/8" (150x72mm).

	REF	
WOODEN HANDLE SCRAPER 6X2" 7/8 (150X72 MM.)	65963	6



FACADE MORTAR SCRAPER 10" X 5 3/4" (250X144MM)

- Facade mortar scraper with two types of handles: Wood and plastic.
- plate dimensions 10" x 5 3/4" (250x144mm.)

	REF	
WOODEN HANDLE SCRAPER 10" X 5 3/4" (250X144 MM.)	72960	6
SPARE SCRAPER 10" X 5 3/4" (250X144 MM.)	65957	18
PLASTIC HANDLE SCRAPER 10" X 5 3/4" (250X144 MM.)	65962	6



ALUMINIUM PLASTER SCRAPER

- Completely manufactured with aluminium, with 8 sheets.
- Dimensions 18" x 3 13/32" (455 x 86 mm.).

	REF		
ALUMINIUM PLASTER SCRAPER	72961	2 Lb 0.9 kg	1

SCRAPERS

• MORTAR SCRAPERS, SINGLE LAYER, JOINTS AND PLASTER.



JOINT SCRAPER



- Ergonomic handle with two electroplated tungsten carbide plates with high resistance to abrasion.
- Useable with 1, 2 or 3 plates depending on width of the joint.
- Supplied in blister.

	REF	
JOINT SCRAPER	65907	5
SPARE JOINT SCRAPER	71974	10

MARKERS, SUPPORTS AND TEMPLATES

• WIDE RANGE OF MARKERS, SUPPORTS AND TEMPLATES FOR THE PLACEMENT OF TILES.



RULE SUPPORT SET

- For easy adjustment and levelling of the rule for wall tiling.
- In box of 2 units.

	REF	
RULE SUPPORT SET 12" (30 CM.)	60991	1
RULE SUPPORT SET 20" (50 CM.)	60998	1



RULE HOLDER NAILS

- Hold firmly the rulers on the walls, allowing a comfortable placement of tiles.

	REF	
RULE HOLDER NAIL 10" (250 MM.)	72941	6



SHAPE TEMPLATE

- Copies the shape of the areas which are awkward to mark onto tiles, for subsequent cutting. Maximum depth 4.5cm

	REF	
SHAPE TEMPLATE	70925	10

· WIDE RANGE OF MARKERS, SUPPORTS AND TEMPLATES FOR THE PLACEMENT OF TILES.



HOLE MARKER

- For marking the position of holes for tubing and electrical fitting, from the wall to the tile, for subsequent cutting or drilling.
- Maximum length 26" (65cm).

HOLE MARKER XL

REF



72953

6



MASTER LINE MARKER

- Ideal system to quickly draw straight lines between two points of the wall or floor.
- Supplied with a bottle of high quality powder for line marker.

MASTER LINE MARKER

REF



70928

6



"MASTER-N" LINE MARKER

- Ideal system to quickly draw straight lines between two points of the wall or floor.
- Supplied with a bottle of high quality powder for line marker.
- Manufactured in plastic bimaterial (RUBIFLEX) high resistance to impact.
- Includes auxiliary level for leveling rope before tagging.
- Length of rope: 30 m.

"MASTER-N" LINE MARKER

REF



75925

6



STANDARD LINE MARKER

- Ideal system to quickly draw straight lines between two points of the wall or floor.
- Supplied with a bottle of high quality powder for line marking.
- Length of rope: 15m.

LINE MARKER W/TRACING POWDER

REF



70926

6

MARKERS, SUPPORTS AND TEMPLATES

• WIDE RANGE OF MARKERS, SUPPORTS AND TEMPLATES FOR THE PLACEMENT OF TILES.



HIGH QUALITY BLUE POWDER FOR LINE MARKER

- Blue powder for filling the line marker.

	REF	
SPARE BLUE POWDER FOR LINE MARKER 2.2 LB. (1 KG.)	70929	6



CONSTRUCTION PENCIL

- Specially designed for writing on wet or glazed surfaces like ceramic tile, marble, granite, etc.
- Set of 2 construction pencils supplied in blister.

	REF	
CONSTRUCTION PENCIL	65942	50
CONSTRUCTION PENCIL (2 UNITS-SET)	65941	5



CARPENTER PENCIL

- For general use

	REF	
CARPENTER PENCIL	65979	200



MARKING TAPE

- For marking construction areas.

	REF	
MARKING TAPE 2X656 FT. (70 MM. X 200 M.)	70920	1



LINE REEL


- High resistance polyester cord.

	REF	
LINE REEL Ø 3/8X164 FT. (1.7 MM. X 50 M)	80933	12



RUBBER MALLET - 2 FLAT SIDES


- Allows to strike at any angle so as to install the tile into its correct position.

	REF	
BLACK RUBBER MALLET 8.8 OZ. (250 GR.)	65904	6
BLACK RUBBER MALLET 17.6 OZ. (500 GR.)	65905	6
BLACK RUBBER MALLET 26.4 OZ. (750 GR.)	65908	6
WHITE RUBBER MALLET 8.8 OZ. (250 GR.)	65912	6
WHITE RUBBER MALLET 17.6 OZ. (500 GR.)	65913	6
WHITE RUBBER MALLET 26.4 OZ. (750 GR.)	65914	6



RUBBER MALLET - FLAT/ SPHERICAL SIDES

- Allows to strike at any angle. One flat surface and the other spherical.

	REF	
BLACK RUBBER MALLET 26.4 OZ. (750 GR.)	66910	6
WHITE RUBBER MALLET 8.8 OZ. (250 GR.)	66905	6
WHITE RUBBER MALLET 17.6 OZ. (500 GR.)	66906	6
WHITE RUBBER MALLET 26.4 OZ. (750 GR.)	66907	6

SUCTION CUPS

• SUCTION CUPS TO FACILITATE THE HANDLING OF CERAMICS AND OTHER SMOOTH MATERIALS.



SINGLE SUCTION CUP

- Maximum load capacity: 88 Lb. (40 kg.)

	REF	
SINGLE SUCTION CUP	65900	1

DOUBLE SUCTION CUP

- Body made of highly resistant aluminium. With ergonomic handle for greater comfort.
- Maximum load capacity : 176,4LB (80 kgs).



	REF	
DOUBLE SUCTION CUP	66900	1

TRIPLE SUCTION CUP

- Body made of highly resistant aluminium. With ergonomic handle for greater comfort.
- Maximum load of capacity: 220lbs (100 kg).



	REF	
TRIPLE SUCTION CUP	66904	1



RM ROUGH SURFACE SUCTION CUPS

- Suction cups for handling ceramic tiles with rough and/or slightly structured surfaces.
- Injected polycarbonate body. Very light.
- Metal reinforcement in the lever base for greater tensile strength.
- Ergonomic polypropylene handle, for faster, safer handling.
- Natural rubber.
- Maximum load capacity: 25 kg.
- Suction cup diameter: 120 mm.

	REF	
RM ROUGH SURFACE SUCTION CUPS	66929	1



RM ROUGH SURFACE DOUBLE SUCTION CUP

- Double suction cup for handling ceramic tiles with rough and/or slightly structured surfaces.
- Injected polycarbonate body. Very light.
- Metal reinforcement in the lever base for greater tensile strength.
- Ergonomic polypropylene handle, for faster, safer handling.
- Natural rubber.
- Maximum load capacity: 55 kg.
- Suction cup diameter: 120 mm.


	REF	
RM ROUGH SURFACE DOUBLE SUCTION CUP	66952	1



SUCTION CUP WITH VACUUM PUMP

- Suction cup for handling large and heavy ceramic tiles.
- Adapts to any surface finish.
- Suction applied by manual vacuum pump.
- Load loss indicator (red mark).
- Pressure-release mechanism.
- Maximum load capacity: 110kg.

	REF	
SUCTION CUP WITH VACUUM PUMP	18919	1



ABRASIVE BLOCK

- Fine and Coarse Grit.
- Smooths out tiles.

	REF	
ABRASIVE BLOCK	05972	5



GLUE GUN APPLICATOR

- Glue applicator 55 W. High performance.
- 100~240V/50-60Hz
- Compatible with bars of Ø11 - Ø12mm
- Universal glue.

	REF	
GLUE GUN APPLICATOR	65940	6
25 GLUE BARS OF 6" (175 MM.)	65946	10



FOLDING 4-IN-1 WORKING TABLE

- 4 uses in 1: Work bench, scaffold, dolly and creeper.
- Foldable, easy to transport and storage.
- Double sided board: MDF wood side (work bench function) and non-slippery PP plastic side (rest of functions). EASY interchangeable.
- Reinforced stainless steel area for harder jobs. Avoids damages on wooden surface.
- Angle conveyor and rule printed on the wooden side. also includes a hole for small drillings (max. 25 mm) and hand tools inserts on metal frame.
- Folded table: 80x52x12,5cm.
- Unfolded table: 115x52x80cm.

	REF	
FOLDING 4-IN-1 WORKING TABLE	66924	1



PLASTIC TOOL BOX

- Light and highly functional tool box. With wheels and handle for transport.
- Comes with 2 holders and 4 fitments for attaching objects using elastic bands.
- Consists of 1 tray with 14 compartments that can be configured to specific needs and 1 inside tray with 4 compartments.
- Capacity 15 GL. (55 L).
- Outer Dimensions: 24" x 14" x 16" (61 x 37 x 42 cm).
- Inner Dimensions: 20" x 12" x 14" (51 x 31 x 35 cm).

	REF	
PLASTIC TOOL BOX	71954	1



PROFESSIONAL TOOL BOX

- Large tool box. With wheels and handles for transport.
- Lid with 2 pockets and 4 hangers to fix objects with rubber bands (Not Included).
- It contains internal tray with 4 compartments.
- Outer Dimensions: 31" x 19" x 20" (80 x 49 x 50 cm).
- Inner Dimensions: 24" x 14" x 16" (62 x 35 x 41 cm).
- Capacity: 25 GL (89 L).

	REF	
PROFESSIONAL TOOL BOX	75965	1

MALLETS & HAMMERS

• MALLETS AND HAMMERS OF GREAT QUALITY WITH TWO TYPES OF HANDLES, WOOD AND RUBIFLEX.



STONING HAMMER WOOD HANDLE

- Special forged Steel head, tempered and hardened.
- SPANISH type head with electrostatic black paint coating and milled hitting sides.
- Varnished, HICKORY wood handle.
- Head's fixation to handle by cylindrical steel wedge and sealed by resin.
- Weight balanced to reduce hand's kickback.

	REF	
STONING HAMMER WOOD HANDLE 700 GR.	71896	6
STONING HAMMER WOOD HANDLE 1000 GR.	71897	6



STONING HAMMER SOFTGRIP HANDLE

- Special forged Steel head, tempered and hardened.
- SPANISH type head with electrostatic black paint coating and milled hitting sides.
- PP handle with fiber glass core, optimal for shock absorption. Improves handle's long-life.
- Bi-material SOFTGRIP handle, non-slippery and grooved for a better grip.
- Head's fixation to handle by cylindrical steel wedge and sealed by resin.
- Weight balanced to reduce hand's kickback.

	REF	
STONING HAMMER SOFTGRIP HANDLE 700 GR.	71898	6
STONING HAMMER SOFTGRIP HANDLE 1000 GR.	71899	6



FRAMER HAMMER RUBIFLEX HANDLE

- Forged, adjusted and tempered steel head of 28.2 oz (800gr). Double plaser / remover for nails, one magnetised.
- Ergonomic handle RUBIFLEX: Unbreakable structure with resistant-section fibre-glass nucleus, optimised for choc absorption, increasing the durability of the handle.
 - Security connection between handle and steel head by inverse cone.
 - Grip with elastic slip-proof elastic and surface grooves for maximum hold.

	REF	
FRAMER HAMMER 20" (500 MM.)	82986	6



MASONRY PICK

- Made of special tempered steel, highly resistant at breaking point.
- Normalised heat treatment and tempered tip.


	REF	
MASON PICK (SPADE/PICK) 18 OZ. (500 GR.)	82980	6

· WIDE RANGE OF CHISELS, POINT CHISELS AND NIPPERS.



FLAT CHISELS

- Made of CrVa. alloy steel. Forged, hardened and tempered cutting edge.
- Regrindable.

	REF	
CHISEL 10" X 29/32" X 17/32" (250 X 23 X 13 MM.)	70916	10
CHISEL 12" X 29/32" X 17/32" (300 X 23 X 13 MM.)	70917	10
CHISEL 14" X 29/32" X 17/32" (350 X 23 X 13 MM.)	70918	10



WIDE CHISELS

- To remove tiles on renovation jobs.
- Made of CrVa. alloy steel. Forged, hardened and tempered cutting edge.
- Regrindable.

	REF	
WIDE CHISEL 10"/2 3/8" X 1 1/32" X 17/32" (250/60X26X13MM)	70924	10

SHOVELS

· SHOVELS AND SPADES WITH VARNISHED, WOODEN HANDLE AND SPADES HIGHLY RESISTANT AT BREAKING POINT.



WOODEN RING HANDLED POINT-TIPPED SPADE

- Shovel with D finish.
- Handle with " Y " ring shaped plastic.
- Ergonomic grip, varnished eucalyptus.

	REF	
WOODEN RING HANDLED POINT-TIPPED SPADE	82963	6

SHOVELS

• SHOVELS AND SPADES WITH VARNISHED, WOODEN HANDLE AND SPADES HIGHLY RESISTANT AT BREAKING POINT.



PROP HANDLED POINT-TIPPED SPADE

- Shovel with " D " shape finish.
- Handle T shaped. Varnished wooden handle.

	REF	
PROP HANDLED POINT-TIPPED SPADE	82964	6



WOODEN RING HANDLED SQUARE SHOVEL

- Squared shovel with wooden handle " Y " shaped
- Ergonomic grip. Varnished wooden handle.

	REF	
WOODEN RING HANDLED SQUARE SHOVEL	82960	6



PROP HANDLED SQUARE SHOVEL

- Squared shovel with wooden handle " T " shaped
- Varnished wooden handle.

	REF	
PROP HANDLED SQUARE SHOVEL	82961	6

NIPPERS

• RANGE OF NIPPERS FOR DIFFERENT USES. FOR PORCELAIN, MOSAICS AND OTHER MATERIALS.



CARPENTER'S PINCER

- For general use.
- Supplied in blister.

	REF	
CARPENTER'S PINCER 8 3/4" (220 MM.)	71971	5

• RANGE OF NIPPERS FOR DIFFERENT USES. FOR PORCELAIN, MOSAICS AND OTHER MATERIALS.



NIPPERS FOR PORCELAIN TILES

- Specially for cutting narrow strips of a maximum of 7/16" (1 cm.). Equipped with tungsten carbide scoring wheels with titanium surface treatment to last longer. With a gentle turn, the scoring wheels can be repositioned when they start getting worn.

NIPPERS FOR PORCELAIN TILES

REF

83942



5



PARROT NIPPERS

- Tungsten carbide edge of great hardness.
- To rectify holes on ceramics.

PARROT NIPPERS

REF

65925



5



NIPPERS FOR HARD MATERIALS

- To rectify straight cuts on Porcelain Tiles and other hard materials.

NIPPERS FOR HARD MATERIALS

REF

65926



5



NIPPERS FOR CERAMIC TILES

- Tungsten carbide edge of great hardness.
- To rectify cuts of ceramics.

NIPPERS FOR CERAMIC TILES

REF

65926



6



NIPPERS FOR GLASS MOSAIC

- Tungsten Carbide edge of great hardness.
- To cut and rectify glass mosaic tiles.

NIPPERS FOR GLASS MOSAIC

REF

71970



5

GROUT MORTAR APPLICATORS

• JOINT APPLICATOR FOR MORTAR.



MANUAL GROUT MORTAR APPLICATOR

- Great capacity (650 cc) grout mortar applicator.
- Very light structure made of aluminum.
- It allows an easy, quick and clean application.
- Reduce consumption of grout and after grouting dirt.
- Pressure adjustable with trigger.
- Replaceable and adjustable nozzles to the joint width.
- Also usable for the application of silicone and PU rigid and flexible cartridges.
- Quick and clean application.

	REF	
MANUAL GROUT MORTAR APPLICATOR 650 CC.	65990	1

SET OF SPARE NOZZLES FOR GROUT MORTAR APPLICATOR

- Spare parts adaptable to Electric (Ref. 66915) and Manual (Ref. 65990) applicators.
- Includes screw, piston and 3 nozzles.

	REF	
SET OF SPARE NOZZLES FOR GROUT MORTAR APPLICATOR	65981	9

SPARE NOZZLES

- Spare parts adaptable to Electric (Ref. 66915) and Manual (Ref. 65990) applicators.
- Includes 6 nozzles.

	REF	
SPARE NOZZLES FOR GROUT MORTAR APPLICATOR	65980	1



The RUBI logo is a diamond shape with a red-to-black gradient background. The word "RUBI" is written in white, bold, uppercase letters across the center.

RUBI

The background is a photograph of a construction site. It shows a grey concrete floor with several red plastic leveling devices and tile spacers placed on it. A white line of mortar is visible at the bottom of the frame.

10

ACCESSORIES FOR TILE FIXING AND FINISHING

MEASURING SYSTEMS

TILE SPACERS


FAST LEVELLING SYSTEMS



RUBILEVEL

- Level manufactured in reliable, resistant aluminium.
- Machined base to ensure constant accuracy.
- Accuracy: 0,5 mm/m. Three bubbles, for checking horizontal, vertical and 45° levels.


	REF	
RUBILEVEL 16" (40 CM.)	76920	8
RUBILEVEL 24" (60 CM.)	76922	8

	REF	
RUBILEVEL 32" (80 CM.)	76923	8
RUBILEVEL 40" (100 CM.)	76924	8
RUBILEVEL 59" (150 CM.)	76926	2
RUBILEVEL 79" (200 CM.)	76927	2



RUBILEVEL MAGNET

- Level manufactured with reliable, resistant aluminium.
- Machined base to ensure consistent accuracy and Neodymium magnets inserted to hold it on metal surfaces.
- Accuracy: 0,5 mm/m.
- Three bubbles, for checking horizontal, vertical and 45° levels.

	REF	
RUBILEVEL MAGNET 20" (50 CM.)	76929	8
RUBILEVEL MAGNET 24" (60 CM.)	76930	8
RUBILEVEL MAGNET 32" (80 CM.)	76931	8

CONSTRUCTION LEVELS

• WIDE RANGE OF LEVELS.



RUBILEVEL ANTISHOCK

- Levels manufactured in reliable, resistant aluminum.
- Double machining to ensure a constant precision in the top face and the base.
- Accuracy: 0,5 mm/m.
- Three bubbles, for checking horizontal, vertical and 45° levels.
- Double and ergonomic bi-material handle.
- Rubber protector at the ends.
- DUAL view vertical vial for front measurements. Eliminates parallax error.
- MAGNIFIED horizontal vial for the CLEAREST view of the bubble.

	REF	
RUBILEVEL ANTISHOCK 24" (60 CM.)	76932	8
RUBILEVEL ANTISHOCK 32" (80 CM.)	76933	8
RUBILEVEL ANTISHOCK 40" (100 CM.)	76934	8
RUBILEVEL ANTISHOCK 48" (120 CM.)	76935	8



RUBILEVEL ALUCAST

- Level manufactured from cast aluminium.
- Machined base to ensure constant accuracy.
- Accuracy: 0,5 mm/m.
- Two bubbles, for checking horizontal and vertical.
- DUAL view vertical vial for front measurements. Eliminates parallax error.

	REF	
RUBILEVEL ALUCAST 20" (50 CM.)	76937	8
RUBILEVEL ALUCAST 24" (60 CM.)	76938	8
RUBILEVEL ALUCAST 32" (80 CM.)	76939	8

WATER LEVEL

- Includes two graduated tanks and 20 metres of hose.
- With caps to maintain the hose correctly filled & ready for the next use.



	REF	
WATER LEVEL	70965	1

· HOMOLOGATED PRECISION MEASURING TAPES. TWO MODELS AVAILABLE.



RUBIFLEX MEASURING TAPES

- Ergonomic chassis made from plastic and rubber.
- Approved precision measuring tapes: Class II
- Magnetic tape stopper. (only available in mm).

	REF	
RUBIFLEX MEASURING TAPE 197" X 3/4" (5M X 19MM)	75901	12
RUBIFLEX MEASURING TAPE 315" X 1" (8M X 25MM)	75902	12



IRONBLADE MEASURING TAPES

- Metal case with rubber coating to improve grip.
- Approved precision measuring tapes: Class II
- Automatic tape lock. (only available in mm).

	REF	
IRONBLADE MEASURING TAPE 197" X 3/4" (5M X 19MM)	75904	12
IRONBLADE MEASURING TAPE 197" X 3/4" (5M X 25MM.) DOUBLE MARKING	75909	12
IRONBLADE MEASURING TAPE 315" X 3/4" (8M X 25MM)	75905	12

PLUMB BOB


· PLUMB BOBS.



PLUMB BOB

- Length of line: 16,4 ft. (5 m).
- Includes wooden dolly.
- Supplied in blister.

	REF	
PLUMB BOB 21.2 OZ. (600 GR.)	70964	6



SQUARES

- Square 1 5/8" x 13/16" (40x20mm) with high dimensional stability.
- With bichromated treatment.

	REF	
SQUARE- 24" (60 CM.)	60993	1
SQUARE- 32" (80 CM.)	60994	1

• TILE SPACERS, " T " SPACERS AND WEDGES FOR THE CORRECT PLACEMENT OF TILES. QUALITY BASE MATERIAL.



TILE SPACERS 1/32" (1MM)

- For wall & floor tiles with minimum joint.
- Quality base material, without impurities or imperfections.

	REF	
TILE SPACERS 1/32" (1 MM.) - (B-300 U.)	02911	10
TILE SPACERS 1/32" (1 MM.) - (B-1000 U.)	02030	1



TILE SPACER 1/16" (1.5MM)

- For wall & floor tiles with minimum joint.
- Quality base material, without impurities or imperfections.


	REF	
TILE SPACERS 1/16" (1.5 MM.) - (B-300 U.)	02912	10
TILE SPACERS 1/16" (1.5 MM.) - (B-1.000 U.)	02031	1



TILE SPACER 3/32" (2MM)

- For wall & floor tiles with minimum joint.
- Quality base material, without impurities or imperfections.

	REF	
TILE SPACERS 3/32" (2 MM.) - (B-300 U.)	02901	10
TILE SPACERS 3/32" (2 MM.) - (B-1.000 U.)	02000	1



LONG TILE SPACERS 3/32" (2 MM L)

- For large ceramic format and rectified.
- Quality base material, without impurities or imperfections.

	REF	
LONG TILE SPACERS 3/32" (2 MM.)-L - (B-300 U.)	02952	10
LONG TILE SPACERS 3/32" (2 MM.)-L -(B-1000 U.)	02972	1

TILE SPACERS & WEDGES


• TILE SPACERS, " T " SPACERS AND WEDGES FOR THE CORRECT PLACEMENT OF TILES. QUALITY BASE MATERIAL.



TILE SPACERS 1/8" (3MM)

- For floor tiles with thin joint.
- Quality base material, without impurities or imperfections.

	REF	
TILE SPACERS 1/8" (3 MM.) -(B-200 U.)	02902	10
TILE SPACERS 1/8" (3 MM.) -(B-1.000 U.)	02001	1



LONG TILE SPACERS 1/8" (3MM L) "REINFORCED"

- For large ceramic format and rectified.
- Quality base material , free from impurities and imperfections.
- Redesigned internal geometry. High flexural strength and crushing.
- Ideal for large format tiles in walls.

	REF	
LONG TILE SPACERS 1/8" (3 MM.)-L -(B-200 U.)	02953	10
LONG TILE SPACERS 1/8" (3 MM.)-L -(B-1000 U.)	02973	1



TILE SPACER 5/32" (4MM) " REINFORCED "

- For floor tiles.
- Quality base material , free from impurities and imperfections.
- Redesigned internal geometry. High flexural strength and crushing.
- Ideal for large formats.

	REF	
TILE SPACERS 5/32" (4 MM.) -(B-200 U.)	02954	10
TILE SPACERS 5/32" (4 MM.) -(B-1000 U.)	02974	1



TILE SPACERS 3/16" (5MM)

- For floor tiles.
- Quality base material, without impurities or imperfections.
- Hollow structure with internal reinforcements. Supports the tensions and allows to leave into the joint and to grout over.

	REF	
TILE SPACERS 3/16" (5 MM.) -(B-100 U.)	02903	10
TILE SPACERS 3/16" (5 MM.) -(B-1.000 U.)	02002	1

• TILE SPACERS, " T " SPACERS AND WEDGES FOR THE CORRECT PLACEMENT OF TILES. QUALITY BASE MATERIAL.



TILE SPACERS 3/16" (5MM) RIGID

- Reinforced tile spacer specially for large format tiles.
- Quality base material , free from impurities and imperfections.
- Underside designed for a good settlement into the joint.

TILE SPACERS 3/16" (5 MM.) RIGID - (B-100 U.)

REF



02955

10



TILE SPACERS 1/4" (6MM)

- For floor tiles.
- Quality base material, without impurities or imperfections.
- Hollow structure with internal reinforcements. Supports the tensions and allows to leave into the joint and to grout over.

TILE SPACERS 1/4" (6 MM.) - (B-100 U.)

REF



02036

10



TILE SPACERS 9/32" (7MM)

- For floor tiles.
- Quality base material, without impurities or imperfections.
- Hollow structure with internal reinforcements. Supports the tensions and allows to leave into the joint and to grout over.

TILE SPACERS 9/32" (7 MM.) - (B-50 U.)

REF



02904

10



TILE SPACERS 5/16" (8MM)

- For floor tiles.
- Quality base material, without impurities or imperfections.
- Hollow structure with internal reinforcements. Supports the tensions and allows to leave into the joint and to grout over.

TILE SPACERS 5/16" (8 MM.) - (B-50 U.)

REF



02037

10



TILE SPACERS 13/32" (10MM)

- For industrial or rustic tiles.
- Quality base material, without impurities or imperfections.
- Hollow structure with internal reinforcements. Supports the tensions and allows to leave into the joint and to grout over.

TILE SPACERS 13/32" (10 MM.) - (B-50 U.)

REF



02905

10

TILE SPACERS & WEDGES

• TILE SPACERS, " T " SPACERS AND WEDGES FOR THE CORRECT PLACEMENT OF TILES. QUALITY BASE MATERIAL.



T-SPACERS 1/32" (1MM)

- Ideal for "Brick Bond" and perimeter joints.
- Quality base material without impurities or imperfections.

	REF	
T-SPACERS 1/32" (1MM) (B-300 UN.)	02859	10
T-SPACERS 1/32" (1MM) (B-1000 UN.)	02862	1



T-SPACERS 1/16" (1.5MM)

- Ideal for "Brick Bond" and perimeter joints.
- Quality base material without impurities or imperfections.


	REF	
T-SPACERS 1/16" (1.5MM) (B-300 UN.)	02860	10
T-SPACERS 1/16" (1.5MM) (B-1000 UN.)	02863	1



T-SPACERS 3/32" (2MM)

- Ideal for "Brick Bond" and perimeter joints.
- Quality base material without impurities or imperfections.

	REF	
T-SPACERS 3/32" (2MM) (B-300 UN.)	02861	10
T-SPACERS 3/32" (2MM) (B-1000 UN.)	02864	1



T-SPACERS 1/8" (3MM)

- Ideal for "brick style" tiling and perimeters.
- Quality base material, without impurities or imperfections.

	REF	
T-SPACERS 1/8" (3 MM.) (B-200 U.)	02923	10
T-SPACERS 1/8" (3 MM.) (B-1000 U.)	02063	1

TILE SPACERS & WEDGES

• TILE SPACERS, " T " SPACERS AND WEDGES FOR THE CORRECT PLACEMENT OF TILES. QUALITY BASE MATERIAL.



T-SPACERS 3/16" (5MM)

- Ideal for "brick style" tiling and perimeters.
- Quality base material, without impurities or imperfections.
- Hollow structure with internal reinforcements. Supports the tensions and allows to leave into the joint and to grout over.


	REF	
T-SPACERS 3/16" (5 MM.)-(B-100 U.)	02924	10



T-SPACERS 9/32" (7MM)

- Ideal for "brick style" tiling and perimeters.
- Quality base material, without impurities or imperfections.
- Hollow structure with internal reinforcements. Supports the tensions and allows to leave the joint and to grout over.

	REF	
T-SPACERS 9/32" (7 MM.)-(B-100 U.)	02925	10



T-SPACERS 13/32" (10MM.)


- Ideal for "brick style" tiling and perimeters.
- Quality base material, without impurities or imperfections.
- Hollow structure with internal reinforcements. Supports the tensions and allows to leave into the joint and to grout over.

	REF	
T-SPACERS 13/32" (10 MM.)-(B-50 U.)	02926	10




WEDGES

- Wedges for tiling.
- Quality base material, without impurities or imperfections.


	REF	
WEDGES 3/16" (5MM.)-(B-250 U.)	02396	10
WEDGES 3/16" (5 MM.)-(B-500 U.)	02950	10
WEDGES 5/16" (7.5MM.)-(B-250 U.)	02397	10
WEDGES 5/16" (7.5 MM.)-(B-500 U.)	02951	10

“TILE SPACERS” AND “T-SPACERS” NEEDED BY M² (SQ. FT.) ACCORDING TO TILE SIZE.


SQUARE FORMATS

	cm	10 x 10	15 x 15	20 x 20	30 x 30	33 x 33	40 x 40	45 x 45	50 x 50	60 x 60	75 x 75	80 x 80	90 x 90
	inch	4" x 4"	6" x 6"	8" x 8"	12" x 12"	13" x 13"	16" x 16"	18" x 18"	20" x 20"	24" x 24"	30" x 30"	31" x 31"	35" x 35"
X	x m ² / x10 sq. ft.	100	49	25	16	13	9	9	4	4	2	2	2
T	x m ² / x10 sq. ft.	200	91	50	25	21	15	13	8	6	4	4	4

RECTANGULAR FORMATS

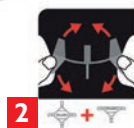

	cm	15 x 60	15 x 90	15 x 120	20 x 40	20 x 60	20 x 80	20 x 100	25 x 100	30 x 60	30 x 90	30 x 120	40 x 80	40 x 120	45 x 90
	inch	6" x 24"	6" x 35"	6" x 47"	8" x 16"	8" x 24"	8" x 31"	8" x 40"	10" x 40"	12" x 24"	12" x 35"	12" x 48"	16" x 31"	16" x 48"	18" x 35"
X	x m ² / x10 sq. ft.	16	10	8	18	12	9	7	6	8	5	4	4	3	3
T	x m ² / x10 sq. ft.	26	17	13	29	19	14	12	9	16	9	6	7	5	6

EXTRA-LARGE FORMATS

	cm	100 x 150	100 x 300	120 x 120	120 x 360	150 x 150	150 x 300
	inch	40" x 59"	40" x 118"	48" x 48"	48" x 142"	59" x 59"	59" x 118"
X	x pz.	2	2	2	2	2	2
T	x pz.	4	4	4	4	4	4

For creating perfect placement joins in floor and walls.

- Manufactured in quality material.
- A colour for each model specific.
- Patented model.



RUBI

TILE SPACERS TWINFLEX®

RECOVERABLE AND MULTIFUNCTIONAL.

1

Two sizes in the same model.

2

Triple function: crosshead, T and lineal separator.

3

Translucent for proper visualization of the ceramic tile.

4

Allows perfect alignment of the board at two different levels.

	REF		
TWINFLEX® 1/16"-1/8" (1.5-3 MM.) BAG 100	02957	10	100
TWINFLEX® 1/16"-1/8" (1.5-3 MM.) TUB 250	02995	1	250
TWINFLEX® 3/32"-3/16" (2-5 MM.) BAG 100	02956	10	100
TWINFLEX® 3/32"-3/16" (2-5 MM.) TUB 250	02994	1	250









DISPLAY BOX




- Orders by boxes only. Contains bags.

	REF				
TILE SPACERS 1/32" (1 MM.) - (42 X 300 PC.) DISPLAY BOX	02123	42			300
TILE SPACERS 1/16" (1.5 MM.) - (36 X 300 PC.) DISPLAY BOX	02124	36			300
TILE SPACERS 3/32" (2 MM.) - (48 X 300 PC.) DISPLAY BOX	02125	48			300
TILE SPACERS 1/8" (3 MM.) - (42 X 200 PC.) DISPLAY BOX	02127	42			200
TILE SPACERS 3/16" (5 MM.) - (36 X 100 PC.) DISPLAY BOX	02130	36			100
TILE SPACERS 9/32" (7 MM.) - (16 X 100 PC.) DISPLAY BOX	02132	16			100
TILE SPACERS 13/32" (10 MM.) - (18 X 50 PC.) DISPLAY BOX	02135	18			50
WEDGES - 3/16" (5 MM.) - (48 X 500 PC.) DISPLAY BOX	02279	48			500

10 RUBI TILE LEVEL: LEVELLING SYSTEM

· SYSTEM TO FACILITATE THE LAYING OF LARGE FORMAT CERAMIC TILES, AVOID LIPPAGE AND IMPROVING FINISHING.



- For tile formats from 30x30 cm (12"x12") or bigger. Always with back buttering.
- Allows fixing pieces of granite and marble avoiding rectification work.
- Eliminates lippage during setting of the adhesive.
- Improves resulting surface flatness.
- Reduces installation time and improves profitability.
- Caps can be reused up to 25 times.
- Usable floor and wall (horizontal and vertical tile fixing).
- For pieces with thickness from 1/8" (3mm) to 3/4" (20mm).
- For minimum joint of 1/32" (0,75mm).

CONSUMPTION

		EXTRA-LARGE FORMATS					
	cm	100 x 150	100 x 300	120 x 120	120 x 360	150 x 150	150 x 300
	inch	40" x 59"	40" x 118"	48" x 48"	48" x 142"	59" x 59"	59" x 118"
	x pz.	12	18	10	20	14	20

		SQUARE FORMATS									
	cm	30 x 30	33 x 33	40 x 40	45 x 45	50 x 50	60 x 60	75 x 75	80 x 80	90 x 90	100 x 100
	inch	12" x 12"	13" x 13"	16" x 16"	18" x 18"	20" x 20"	24" x 24"	30" x 30"	31" x 31"	35" x 35"	40" x 40"
	x m ² / 10 sq.ft.	44	37	25	20	24	17	14	13	10	10

		RECTANGULAR FORMATS													
	cm	15 x 60	15 x 90	15 x 120	20 x 40	20 x 60	20 x 80	20 x 100	25 x 100	30 x 60	30 x 90	30 x 120	40 x 80	40 x 120	45 x 90
	inch	6" x 24"	6" x 35"	6" x 47"	8" x 16"	8" x 24"	8" x 31"	8" x 40"	10" x 40"	12" x 24"	12" x 35"	12" x 48"	16" x 31"	16" x 48"	18" x 35"
	x m ² / 10 sq.ft.	44	37	33	38	33	31	30	28	28	22	19	19	15	15



TILE LEVEL: LEVELLING SYSTEM

• SYSTEM TO FACILITATE THE LAYING OF LARGE FORMAT CERAMIC TILES, AVOID LIPPAGE AND IMPROVING FINISHING.



PROTECTED
DESIGN

TILE LEVEL CAPS

- Can be reused up to 25 times.

	REF	
TILE LEVEL CAPS (C-100 U.)	02980	1
TILE LEVEL CAPS (B-200 U.)	02946	15
TILE LEVEL CAPS (B-400 U.)	02947	8



PROTECTED
DESIGN

TILE LEVEL STRIPS

- For tiles between 1/8" and 13/16" (3mm and 20mm).
- Thick with a grout joint of at least 1/32" (0,75mm).

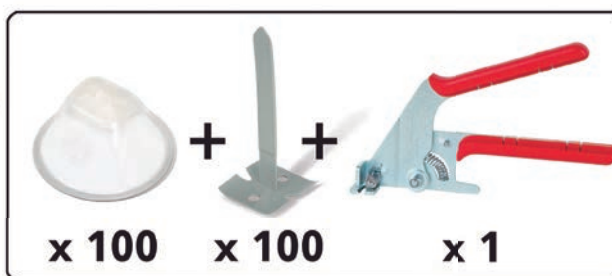
	REF	
TILE LEVEL STRIPS (C-100 U.)	02981	1
TILE LEVEL STRIPS (B-200 U.)	02948	12
TILE LEVEL STRIPS (B-400 U.)	02949	6



TILE LEVEL PLIERS

- Can be used for floor and wall tiles.

	REF	
TILE LEVEL PLIERS	02982	1



TILE LEVEL SET

- The set consists of pliers, 100 strips and 100 reusable caps.
- Packaged in a handy bucket.

	REF	
TILE LEVEL SET	02992	10

TILE LEVEL QUICK: LEVELLING SYSTEM

· SYSTEM TO FACILITATE THE LAYING OF LARGE FORMAT CERAMIC TILES, AVOID LIPPAGE AND IMPROVING FINISHING.



- Avoid lippage during the fixing of ceramic tiles in both floor and wall tiles.
- For tile formats from 30x30 cm (12"x12") or bigger. Always with back buttering.
- Guarantee flatness and regularity of the fixing surface.
- Intuitive and easy to use. Results less sensitive to the user's skill.
- Impact removal system. Always in the direction of the grout.
- Compatible with tiles between 3 and 16mm thickness.
- Strip made in technical polymer. System sensitive to humidity.
- Lightweight pliers with bimaterial handle soft-grip. Quick and comfortable.
- Pliers with 4 work positions. Fast thickness adjust to each tile.



KIT TILE LEVEL QUICK

- The set consists of pliers, 100 strips and 100 reusable caps. Packaged in a handy bucket.

KIT TILE LEVEL QUICK

REF



02941

1

TILE LEVEL QUICK: LEVELLING SYSTEM

• SYSTEM TO FACILITATE THE LAYING OF LARGE FORMAT CERAMIC TILES, AVOID LIPPAGE AND IMPROVING FINISHING.



TILE LEVEL QUICK CAPS

- Reusable caps. Made of POM. Its design ensures even distribution of the contact pressure.

	REF	
TILE LEVEL CAPS (B-100 U.)	02890	10
TILE LEVEL CAPS (B-200 U.)	02891	15
TILE LEVEL CAPS (B-400 U.)	02892	8



TILE LEVEL QUICK STRIPS

- Made of technical polymer non-hygroscopic.
- Doesn't need soaking before use.
- The strip thickness guarantees minimum grout of 1 mm.
- Ensures continuous tension between strips and caps groove.
- Grooved bases to improve the wetting of ceramic tile.

	REF	
TILE LEVEL (B-100 U.) STRIP	02893	6
TILE LEVEL (B-200 U.) STRIP	02894	12
TILE LEVEL (B-400 U.) STRIP	02895	6



TILE LEVEL QUICK PLIERS

- Ergonomic design with bimaterial handle. Made of very light and resistant materials. Tighten regulation system depending on the thickness of the ceramic tile.

	REF	
TILE LEVEL QUICK PLIERS	02989	1



TILE LEVEL QUICK HEAVY DUTY NIPPER

- Metal version of the plastic TLQ nipper, fully compatible.
- Made of zinc-plated carbon steel.
- Ergonomic bi-material handle (plastic and rubber).
- Height adjustment with regulation screw (no tools required).

	REF	
TILE LEVEL QUICK HEAVY DUTY NIPPER	03900	1

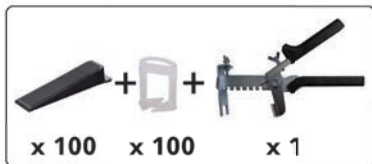
DELTA LEVELLING SYSTEM

· SYSTEM TO FACILITATE THE LAYING OF LARGE FORMAT CERAMIC TILES, AVOID LIPPAGE AND IMPROVING FINISHING.



- Avoids lippage during tile laying in both floor and walls.
- For tile formats from 30x30 cm (12"x12") or bigger. Always with back buttering.
- EASY and INTUITIVE use.
- Impact removal system. ALWAYS in the direction of the grout.
- Guarantee flatness and regularity of the laying surface.
- Reusable wedges.
- STURDY pliers with pressure adjustment according to the tile thickness.

KIT DELTA LEVELLING SYSTEM





	REF	
KIT DELTA LEVELLING SYSTEM 1MM (3-12MM)	03902	1
KIT DELTA LEVELLING SYSTEM 1,5MM (3-12MM)	03903	1
KIT DELTA LEVELLING SYSTEM 2MM (3-12MM)	03904	1

DELTA LEVELLING SYSTEM WEDGE

- Made in PP.
- Reusable.



	REF		
DELTA LEVELLING SYSTEM WEDGE (8-100 UN)	02843	12	192
DELTA LEVELLING SYSTEM WEDGE (8-200 UN)	02844	13	104
DELTA LEVELLING SYSTEM WEDGE (8-400 UN)	02845	6	48
DELTA LEVELLING SYSTEM WEDGE (8-1200 UN)	02857	1	16

DELTA LEVELLING SYSTEM

• SYSTEM TO FACILITATE THE LAYING OF LARGE FORMAT CERAMIC TILES, AVOID LIPPAGE AND IMPROVING FINISHING.



DELTA LEVELLING SYSTEM STRIP

- Made in PP.
- Different models available:
- Strip 1 mm / 1.5 mm and 2 mm. for tiles from 3 to 12 mm.
- Strip 1.5 mm and 2 mm. for tiles from 11 to 20 mm.
- 3 mm strip for tiles from 6 to 15 mm.



1MM



1.5MM



2MM



3MM

	REF		
STRIP 3-12MM 1MM DELTA LEVELLING SYSTEM (B-100 UN)	02850	22	352
STRIP 3-12MM 1MM DELTA LEVELLING SYSTEM (B-200 UN)	02851	21	168
STRIP 3-12MM 1MM DELTA LEVELLING SYSTEM (B-400 UN)	02839	13	104
STRIP 3-12MM 1MM DELTA LEVELLING SYSTEM (B-2400 UN)	02870	1	16
STRIP 3-12MM 1,5MM DELTA LEVELLING SYSTEM (B-100 UN)	02840	22	352
STRIP 3-12MM 1,5MM DELTA LEVELLING SYSTEM (B-200 UN)	02841	21	168
STRIP 3-12MM 1,5MM DELTA LEVELLING SYSTEM (B-400 UN)	02842	13	104
STRIP 3-12MM 1,5MM DELTA LEVELLING SYSTEM (B-2400 UN)	02855	1	16
STRIP 3-12MM 2MM DELTA LEVELLING SYSTEM (B-100 UN)	02852	22	352
STRIP 3-12MM 2MM DELTA LEVELLING SYSTEM (B-200 UN)	02853	24	192
STRIP 3-12MM 2MM DELTA LEVELLING SYSTEM (B-400 UN)	02854	13	104
STRIP 3-12MM 2MM DELTA LEVELLING SYSTEM (B-2400 UN)	02856	1	16
STRIP 6-15MM 3MM DELTA LEVELLING SYSTEM (B-100 UN)	02866	20	320
STRIP 6-15MM 3MM DELTA LEVELLING SYSTEM (B-200 UN)	02867	21	168
STRIP 6-15MM 3MM DELTA LEVELLING SYSTEM (B-400 UN)	02868	11	88
STRIP 6-15MM 3MM DELTA LEVELLING SYSTEM (B-2400 UN)	02869	1	16
STRIP 11-20MM 1,5MM DELTA LEVELLING SYSTEM (B-100 UN)	02846	20	320
STRIP 11-20MM 2MM DELTA LEVELLING SYSTEM (B-100 UN)	02858	20	320

DELTA LEVELLING SYSTEM PLIERS

- Made of steel with ergonomic plastic handles.
- Protective sleeve on the clamp to avoid damaging the tile.
- 6 positions height adjustment according to the thickness of the ceramic tile.



	REF	
DELTA LEVELLING SYSTEM PLIERS	02847	1





11

RUBBER PRODUCTS FOR CONSTRUCTION

RUBBLE CHUTES


RUBBER PRODUCTS FOR CONSTRUCTION

PLASTIC PRODUCTS FOR CONSTRUCTION



RUBBER RUBBLE CHUTES "RUBCHUTE"

- Rubber rubble chutes are without doubt the most economical and safest way to move rubble and other site waste from higher storeys to containers at street level. Their resistance and ease of use mean that they can be utilized to great effect in any building work over several storeys. Rubble chutes made of rubber are particularly recommendable for urban surroundings, because of their capacity for noise absorption and dust reduction and containment.
- Optimal performance at low temperatures: highly resistant to -60° C.
- Excellent impact resistance.
- Restricts the falling speed of rubble.
- Reduced dust and noise.
- Made with recycled materials.
- 100% recyclable.
- Very hard and robust components, equipped with extra-reinforced 7mm thick chains. DIN 763 standard.
- Ribbed interior protects against wear and tear.
- Built-in nylon reinforcement. Greater hardness and durability.
- Easy Use. Fast and easy assembly. Equipped with quick-clip system.
- Stackable; saving space in storage and transit.
- Wide range of accessories.



RUBBER RUBBLE CHUTE WITH TOP METAL HOPPER "RUBCHUTE"

- First segment of chute, with metal top hopper. Designed for loading waste from a wheelbarrow or shovel.

For safety, we recommend additional anchorage (refs 88515 and 88517) every 15 meters.

REF								
RUBBER RUBBLE CHUTE WITH TOP METAL HOPPER	88811	20 1/16" 510 mm	14 15/16" 380 mm	59" 150 cm	55 1/8" 140 cm	3/8" 10 mm	53.95 Lb 24.47 kg	1



RUBBER RUBBLE CHUTE STANDARD SECTION "RUBCHUTE"



- Attaches to sections with top and side hoppers and to all other chute accessories.
For safety, we recommend additional anchorage (refs 88515 and 88517) every 15 meters.

	REF									
RUBBER RUBBLE CHUTE STANDARD SECTION	88814	20 1/16" 510 mm	14 15/16" 380 mm	43 5/16" 110 cm	39" 100 cm	3/8" 10 mm	32.78 Lb 14.87 kg			3



RUBBER RUBBLE CHUTE SIDE-ENTRY SECTION "RUBCHUTE"



- Rubble chute with side hopper Allows for unloading rubble at an intermediate section of the chute Specially adapted for unloading rubble from windows and balconies.
For safety, we recommend additional anchorage (refs 88515 and 88517) every 15 meters.




	REF									
RUBBER RUBBLE CHUTE SIDE-ENTRY SECTION	88813	20 1/16" 510 mm	14 15/16" 380 mm	43 5/16" 110 cm	39" 100 cm	3/8" 10 mm	42.79 Lb 19.41 kg			1





REINFORCED PLASTIC RUBBLE CHUTES "LIGHTCHUTE"

- Plastic rubble chutes are a safe and economical way to move rubble and other site waste from high storeys to containers at street level. Their ease of use means that they can be utilized to great effect in any building work over several storeys. Rubble chutes are especially recommendable in urban surroundings.
- Ribbed interior protects against wear and tear. Greater durability.
- Dust reduction.
- Fast and easy assembly. Equipped with quick-clip system.
- Stackable; saving space in storage and transit.
- Wide range of accessories.



TOP RUBBER RUBBLE CHUTE "LIGHTCHUTE"

- For loading waste on LIGHTCHUTE chutes.
- Also compatible as top Hooper or an intermediate loading point.
- EXCELLENT resistance to impact by deformation.
- Higher DURABILITY.
- 6 mm. THICK walls with ribbed interior that PROTECTS against wear and tear.
- Reduces dust.
- Equipped with 6 mm thick chains, according to DIN 763 norm.
- Locking chain of 3 mm for intermediate chutes.
- FAST and EASY assembly. Equipped with quick-clip system.
- Stackable for SAVING space.

	REF								
TOP RUBBER RUBBLE CHUTE "LIGHTCHUTE"	88765	20 1/16" 510 mm	14 15/16" 380 mm	18 1/8" 46 cm	20" 50 cm	1/4" 6 mm	9.3 Lb 4.2 kg		1

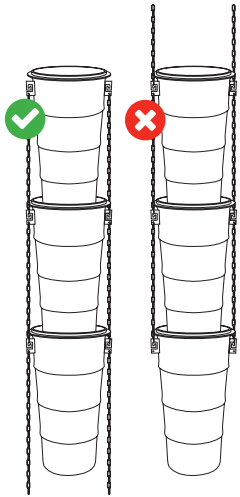


PLASTIC RUBBLE CHUTE STANDARD SECTION "LIGHTCHUTE"

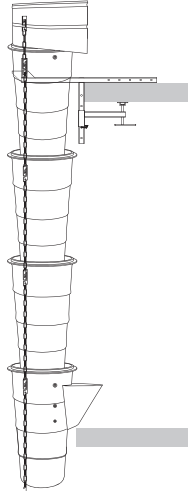
- Attaches to sections with top and side hoppers and all other chute accessories.
- For safety, we recommend additional anchorage (refs 88515 and 88517) every 15 meters.*

	REF								
PLASTIC RUBBLE CHUTE STANDARD SECTION	88760	18 1/2" 470 mm	14 15/16" 380 mm	43 5/16" 110 cm	39" 100 cm	1/4" 6 mm	18.5 Lb 8.4 kg		5

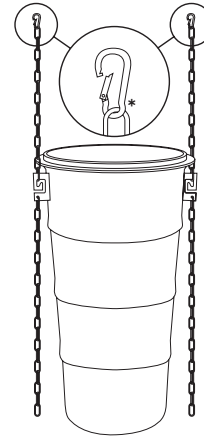
ESSENTIAL RULES TO FOLLOW FOR ASSEMBLY



The chute chains should always be hanging down, never upwards.



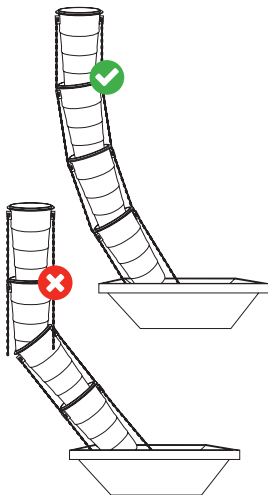
The chute column should hang free, with no bends and held only by the upper part.



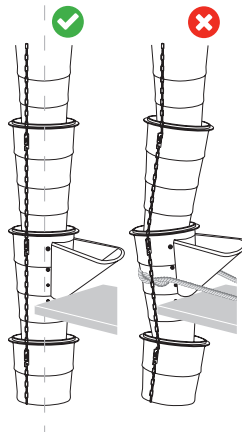
You can request sets of chains with carabiners for the first chute.
* Safety Catch

✓ Recommended one support every 15 metres of chute column.

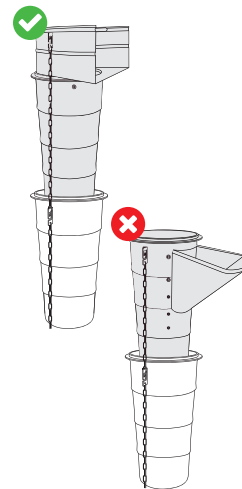
FOLLOW THE INSTRUCTIONS



BENDS:
Left: What you should NOT do.
Right: Perfect angle.



SIDE HOPPER
DO NOT force onto the wall, making the column unbalanced.
DO keep the column upright



TOP HOPPER
DO NOT start the column with a side hopper piece.
Unsecured, loose or unscrewed hopper section



ACCESSORIES FOR RUBBLE CHUTES

- WIDE RANGE OF ACCESSORIES FOR RUBBER AND PLASTIC RUBBLE CHUTES.
- THEY PROVIDE A FASTER, SAFER AND MORE COMFORTABLE WAY OF FIXING THE CHUTE TO A BUILDING OR SCAFFOLDING.

DUST REDUCER



- To avoid dust leaks between sections of chutes.
- Suitable for all RUBI-KANGURO chutes range: Rubchute, Rubitech and Lightchute.
- Optimal performance at low temperatures: Highly resistance to -60°C.
- Built-in Nylon reinforcement for a greater hardness and durability.
- Excellent resistance to impact by deformation. Higher durability.
- Fast and easy assembly. Placed on the top of the chute as a cover, it gets fixed by the upper chute pressure.
- Stackable for saving space.
- 100% recyclable.

	REF	
DUST REDUCER	88715	1

BALANCE BEAM COLUMN HOOK



- This accessory is compatible with the winch to balance the chute fastening.

	REF	
BALANCE BEAM COLUMN HOOK	88514	1

RUBBLE CHUTE SUPPORT BRACKET FOR BUILDINGS



- Mounting bracket for the top of the chute column.
- Reinforced. Holds the weight of the chutes that hang from it.
- Easily attachable to any structural element of the building (floor frame, window, balcony, etc.) thanks to its two fixing positions.
- Includes two clamps for ideal fastening.
- For greater safety and security we recommend installing this piece at intermediate sections of the chute column. Specifically, one piece every 15 metres of chute.

	REF	
RUBBLE CHUTE SUPPORT BRACKET FOR BUILDINGS	88515	1
GALVANIZED RUBBLE CHUTE SUPPORT BRACKET FOR BUILDINGS	88522	1

ACCESSORIES FOR RUBBLE CHUTES

- WIDE RANGE OF ACCESSORIES FOR RUBBER AND PLASTIC RUBBLE CHUTES.
- THEY PROVIDE A FASTER, SAFER AND MORE COMFORTABLE WAY OF FIXING THE CHUTE TO A BUILDING OR SCAFFOLDING.



CHUTE EXTENSION ARMS

- Chute extension arms (2un)



	REF	
CHUTE EXTENSION ARMS (2UN)	88513	1

CHUTE CONTROL RING

- This accessory fixes to the last section of the chute.
- It allows the last section of the chute to be easily manoeuvred into the desired position.



	REF	
CHUTE CONTROL RING	88516	1

CHUTE SCAFFOLD FASTENING SYSTEM

- Mounting bracket to fix top of chute to scaffold.
- Reinforced. Holds the weight of the chutes that hang from it.
- Easily fixes to the scaffold.
- For greater safety and security we recommend installing this piece at intermediate sections of the chute column. Specifically, one piece every 15 metres of chute.



	REF	
CHUTE SCAFFOLD FASTENING SYSTEM	88517	1
GALVANIZED CHUTE SCAFFOLD FASTENING SYSTEM	88523	1



ACCESSORIES FOR RUBBLE CHUTES

- WIDE RANGE OF ACCESSORIES FOR RUBBER AND PLASTIC RUBBLE CHUTES.
- THEY PROVIDE A FASTER, SAFER AND MORE COMFORTABLE WAY OF FIXING THE CHUTE TO A BUILDING OR SCAFFOLDING.

RUBBLE CHUTE CHAIN SET



- Set of chains for rubble chute (2un).
- Extra-reinforced. 7mm thickness. DIN 763 standard.

	REF	
RUBBLE CHUTE CHAIN SET (2UN)	88519	1

BRACKET & WINCH FOR CHUTE



- Attaches to the chute support brackets for buildings and scaffold.
- Manual winch with 15 metres of cable, equivalent to the length of 12 chutes.
- Ideal for building renovation works where a tower crane is not available.

	REF	
BRACKET & WINCH FOR CHUTE	88520	1

CHUTE TOP METAL HOPPER (ONLY RUBBER CH.)



- Metal top hopper for loading into rubber chute
- It transforms a straight section into the top segment.

	REF	
CHUTE TOP METAL HOPPER (ONLY RUBBER CH.)	88511	1

- High-resistance rubber baskets, highly versatile and useful for construction professionals. Available in various sizes with capacities from 11 to 85 litres, these baskets are ideal for mixing cement and mortar, carrying building materials, disposing of waste and transporting tools. The "Espuerta" range of baskets are especially designed to combine resistance and flexibility, in order to allow the basket to be carried in one hand.
- The common characteristics of all the "Espuerta" model baskets are:

- Highly versatile product for construction professionals. Ideal for mixing cement and mortar, carrying materials, waste disposal, transporting tools, etc.
- Optimal performance at low temperatures: highly resistant to -60° C.
- Excellent resistance to impact by deformation. Greater durability.
- Made with recycled materials. 100% recyclable.
- Very hard and robust components.
- Stackable. Saving space in storage and transit.
- Easy to clean.

RUBBER BASKET ESPUERTA Nº 2 (11 L.)



- Flexible. Ideal to carry with one hand.
- Polyamide reinforced with nylon fabric to increase tensile strength. At 30° C the tensile strength is 90 MPa, and elongation 45%.
- Handles great thickness. Increased resistance.
- Rounded geometry handles. More comfort.



	REF						
RUBBER BASKET "ESPUERTA" NO.2 (11 L.)	88941	5 1/2" 14 cm	14" 350 mm	11 L.	3.55 Lb 1.61 kg	10	300

BRAIDED RUBBER BASKET ESPUERTA NO. 2 (11 L.)



- Flexible. Perfect for carrying with one hand.
- Reinforced with polyamide nylon weave to increase the tensile strength. At 30° C the critical load is 90 MPa, and elongation at break is 45%.
- Very thick handles. Greater resistance.
- Handles with a rounded shape. Greater comfort.



	REF						
BRAIDED RUBBER BASKET "ESPUERTA" NO. 2 (11 L.)	88921	5 1/2" 14 cm	14" 350 mm	11 L.	3.55 Lb 1.61 kg	10	300



RUBBER BASKET ESPUERTA NO. 2.5 (20 L.)

- Flexible. Perfect for carrying with one hand.
- Reinforced with polyamide nylon weave to increase the tensile strength. At 30° C the critical load is 90 MPa, and elongation at break is 45%.
- Very thick handles. Greater resistance.
- Handles with a rounded shape. Greater comfort.



	REF						
RUBBER BASKET "ESPUERTA" NO. 2.5 (20 L.)	88922	6 11/16" 17 cm	16" 400 mm	20 l.	6.2 Lb 2.8 kg	10	200



RUBBER BASKET ESPUERTA NO. 99 (33 L.)

- Flexible. Perfect for carrying with one hand.
- Ideal for mixing cements and mortars with portable electrical mixers.
- Reinforced with polyamide nylon weave to increase the tensile strength. At 30° C the critical load is 90 MPa, and elongation at break is 45%.
- Very thick handles. Greater resistance.
- Handles with a rounded shape. Greater comfort.



	REF						
RUBBER BASKET "ESPUERTA" NO. 99 (33 L.)	88804	13 3/8" 34 cm	16" 400 mm	33 l.	5.18 Lb 2.35 kg	10	120



RUBBER BASKET "ESPUERTA" NO. 5 (37 L.)

- 4 handles. Ideal to be carried between 2 people or by mechanical lifting equipment.
- Reinforced with polyamide nylon weave to increase the tensile strength. At 30° C the critical load is 90 MPa, and elongation at break is 45%.
- Very thick handles. Greater resistance.
- Handles with a rounded shape. Greater comfort.



	REF						
RUBBER BASKET "ESPUERTA" 4 HDL NO. 5 (37 L.)	88924	12 3/16" 31 cm	18 1/2" 470 mm	37 l.	9.5 Lb 4.3 kg	10	150

"ESPUERTA" RUBBER BASKETS



RUBBER BASKET "ESPUERTA" NO. 103 (60 L.)

- Polyamide reinforced with nylon to increase tensile strength. At 30°C the tensile strength is 90 MPa, and elongation 45%.
- Handles very thick. Increased resistance.



	REF						
RUBBER BASKET "ESPUERTA" NO. 103 (60 L.)	88927	17 5/16" 44 cm	21 5/8" 550 mm	60 l.	11.9 Lb 5.40 kg	5	150



RUBBER BASKET "ESPUERTA" NO. 104 (85 L.)

- 4 handles. Ideal for carrying between 2 people.
- Reinforced with polyamide nylon weave to increase the tensile strength. At 30° C the critical load is 90 MPa, and elongation at break is 45%.
- Very thick handles. Greater resistance.



	REF						
RUBBER BASKET "ESPUERTA" 4 HDL NO. 104 (85 L.)	88928	16" 40 cm	22 13/16" 580 mm	85 l.	15.7 Lb 7.1 kg	5	100



RUBI "SPART" RUBBER BASKETS

• Rubber baskets with two handles for great comfort and strength. Available in capacities of 9, 12 and 17 litres, with an asymmetrical shape that enables user to carry more tools. These baskets are suitable for mixing cement and mortar, for charging material, waste disposal and transportation of tools. Common features of the model baskets "Spart" are:

- Versatile for various building products. Ideal for mixing cement and mortar, loading material, waste disposal, transportation, tools, etc.
- Optimal behaviour at low temperatures: unchanged until -60 C.
- Excellent impact resistance. Durability.
- Made from recycled materials. 100% recyclable.
- Components of high hardness and strength.
- Stackable. Space saving storage and transport.
- Easy to clean.



RUBBER BASKET SPART N^o. 00 (9 L.)

- Flexible. Ideal to carry with one hand.
- Great thickness handles. Increased resistance.
- Rounded geometry handles. Comfort.



	REF						
RUBBER BASKET "SPART" NO. 00 (9 L.)	88937	13 3/8" 340 mm	6" 16 cm	9l.	3.31 Lb 1.50 kg	10	200



RUBBER BASKET SPART N^o. 000 (12 L.)

- Handles great thickness. Increased resistance.
- Rounded handles geometry. Comfort.
- Flexible.



	REF						
RUBBER BASKET "SPART" NO. 000 (12 L.)	88938	15 3/8" 390 mm	7" 18 cm	12l.	3.86 Lb 1.75 kg	10	200



"CARBONERA" RUBBER BASKETS



- Rubber baskets with 2 handles providing great comfort and resistance. Available with capacities of 18, 24 and 30 litres, these baskets are used for different purposes by construction industry professionals in their day-to-day work. Thanks to their highly engineered design and manufacturing, the "Espuerta" model baskets and trugs combine resistance and flexibility, and can be carried in one hand.
- The common characteristics of all the "Carbonera" range of baskets and tubs are:
 - Highly versatile product for construction professionals. Ideal for mixing cement and mortar, carrying materials, waste disposal, transporting tools, etc.
 - Optimal performance at low temperatures: highly resistant to -60° C.
 - Excellent resistance to impact. Greater durability.
 - Made with recycled materials. 100% recyclable.
 - Very hard and robust components.
 - Stackable. Saving space in storage and transit.
 - Easy to clean.

RUBBER BASKET "CARBONERA" NO. 0 (18 L.)



- Very thick handles. Greater resistance.
- Handles with a rounded shape. Greater comfort.
- Flexible.



	REF						
RUBBER BASKET "CARBONERA" NO. 0 (18 L.)	88900	8" 20 cm	16" 400 mm	18 l.	5.18 Lb 2.35 kg	10	200

RUBBER BASKET "CARBONERA" NO. 1 (26 L.)



- Very thick handles. Greater resistance.
- Handles with a rounded shape. Greater comfort.
- Flexible.



	REF						
RUBBER BASKET "CARBONERA" NO. 1 (26 L.)	88901	8 11/16" 22 cm	16 1/8" 410 mm	26 l.	7.61 Lb 3.45 kg	10	100

RUBBER BASKET "CARBONERA" NO. 2 (30 L.)



- Very thick handles. Greater resistance.
- Handles with a rounded shape. Greater comfort.
- Flexible.



	REF						
RUBBER BASKET "CARBONERA" NO. 2 (30 L.)	88902	10 1/4" 26 cm	17 11/16" 450 mm	30 l.	8.27 Lb 3.75 kg	10	100

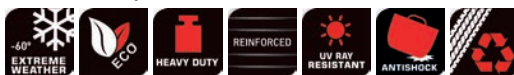
- The higher capacity baskets, models 105 and 106 (with 45 and 80 litres of capacity respectively) are specially designed for mixing large amounts of cement and mortar, both by hand and with an electric mixer. These baskets are designed to maintain great structural rigidity and, at the same time, superb impact and abrasion resistance. To facilitate use with electric mixers, these basket handles are built into the body of the basket.
- The common characteristics of these baskets are:

- Highly versatile product for construction professionals. Ideal for mixing cement and mortar, carrying materials, waste disposal, transporting tools, etc.
- Optimal performance at low temperatures: highly resistant to -60°C .
- Excellent resistance to impact. Greater durability.
- Made with recycled materials. 100% recyclable.
- Very hard and robust components.
- Stackable. Saving space in storage and transit.
- Easy to clean.



RUBBER BASKET NORTEÑO "RUBTUB" (13 L.)

- Square base and circular mouth
- Polyamide reinforced with nylon fabric to increase the tensile strength
- Wall and very thick mouth. Increased resistance.



	REF						
RUBBER BASKET "NORTEÑO" (13 L.)	88907	13 3/8" 340 mm	7 1/2" 19 cm	13 l.	6.17 Lb 2.80 kg	10	200



RUBBER BASKET Nº. 105 (45 L.)

- Large capacity. For mixing large amounts of cement or mortar.
- Reinforced with polyamide nylon weave to increase the tensile strength.
- Walls are reinforced with ribbing.



	REF						
RUBBER BASKET Nº. 105 (45 L.)	88904	14" 35 cm	20 1/2" 520 mm	45 l.	13.78 Lb 6.25 kg	5	120



RUBBER BASKET Nº. 106 (80 L.)

- Large capacity. For mixing large amounts of cement or mortar.
- Reinforced with polyamide nylon weave to increase the tensile strength.
- With reinforced rim for greater resistance.
- Walls are reinforced with ribbing.



	REF						
RUBBER BASKET Nº. 106 (80 L.)	88903	15 3/8" 39 cm	22 13/16" 580 mm	80 l.	17.2 Lb 7.8 kg	5	50

"GAVETA" RUBBER DRAWERS



- The rubber are designed to be used for tiling work and for jobs with cement or mortar. Their rectangular base, low centre of gravity and high structural rigidity give them great stability, avoiding any spillages. The handles parallel to the ground mean the tray can be easily dragged around whilst in the middle of tiling work. The inner shape is specially designed for use with grout floats, tiling combs and notched trowels.
- The common characteristics of all the trays are:
 - Highly versatile product for construction professionals. Ideal for mixing cement and mortar.
 - Optimal performance at low temperatures: highly resistant to -60°C .
 - Excellent resistance to impact by deformation. Greater durability.
 - Made with recycled materials. 100% recyclable.
 - Very hard and robust components.
 - Stackable. Saving space in storage and transit.
 - Easy to clean.

RUBBER TRAY "GAVETA" NO. 1 (8 L.)



- Very thick handles. Greater resistance.
- Handles with a rounded shape. Greater comfort.



	REF						
RUBBER TRAY "GAVETA" NO. 1 (8 L.)	88931	4 3/4" 12 cm	13x13" 330 x 330 mm	8l.	4Lb 2 kg	10	160

RUBBER TRAY "GAVETA" NO. 1'5 (12 L.)



- Very thick handles. Greater resistance.
- Handles with a rounded shape. Greater comfort.



	REF						
RUBBER TRAY "GAVETA" NO. 1'5 (12 L.)	88932	4 3/4" 12 cm	14 3/16x15 3/8" 360 x 390 mm	12l.	6.2 Lb 2.8 kg	10	160

RUBBER TRAY "GAVETA" NO. 2 (14 L.)



- Very thick handles. Greater resistance.
- Handles with a rounded shape. Greater comfort.



	REF						
RUBBER TRAY "GAVETA" NO. 2 (14 L.)	88929	5 7/8" 15 cm	16 15/16x15 3/8" 430 x 390 mm	14l.	7.7 Lb 3.5 kg	10	120

- With capacities ranging from 2 to 40 litres, the rigidity and resistance of these rubber trays, means they can be used for various purposes depending on your specific professional requirements. The trays stand out because of their excellent stability, owing to their low centre of gravity once they are filled.
- The common characteristics of all the trays are:
 - Highly versatile product for construction professionals. Ideal for mixing cement and mortar, carrying materials, waste disposal, etc.
 - Optimal performance at low temperatures: highly resistant to -60° C.
 - Excellent resistance. Greater durability.
 - Made with recycled materials. 100% recyclable.
 - Very hard and robust components.
 - Stackable. Saving space in storage and transit.
 - Easy to clean.

RUBBER TRAY NO. 1 "RUBTRAY" (2 L.)

- Light pail



	REF					
RUBBER TRAY NO. 1 (2 L.)	88570	2 13/16" 7.1 cm	11 1/4x8 7/16" 286 x 215 mm	2 l.	1.3 Lb 0.6 kg	20

RUBBER TRAY NO.0 "RUBTRAY" (7 L.)

- Suitable for all types of construction industry professionals.
- With reinforced rim for greater resistance.
- Walls and base reinforced with ribbing.



	REF					
RUBBER TRAY NO.0 (7 L.)	88936	4 1/2" 11.5 cm	15 15/16x12 1/16" 405 x 305 mm	7 l.	3.3 Lb 1.5 kg	10

RUBBER TRAY NO. 3 "RUBTRAY" (28 L.)

- Suitable for all types of construction industry professionals.
- With reinforced rim for greater resistance.
- Walls and base reinforced with ribbing.



	REF						
RUBBER TRAY NO. 3 (28 L.)	88934	6 11/16" 17 cm	24 1/4x18 1/8" 616 x 461 mm	24 l.	9.7 Lb 4.4 kg	10	120

RUBBER TRAY NO. 4 "RUBTRAY" (40 L.)

- Suitable for all types of construction industry professionals
- With reinforced rim for greater resistance.
- Walls and base reinforced with ribbing.



	REF						
RUBBER TRAY NO. 4 (40 L.)	88935	8" 20 cm	27 9/16x20" 700 x 500 mm	40 l.	14.66 Lb 6.65 kg	5	100





RUBBER BUCKETS "RUBBERBUCK"

- These rubber buckets are ideal for use in construction work thanks to their great strength and ease of cleaning. The range of rubber buckets comprises various models that combine features such as spouts, interior scales, handles with excellent load-bearing capacity and, in some models, wooden handles. When they are used occasionally for mixing cement, construction professionals particularly value how easy they are to clean, even when the cement-like material has completely dried.
- The common characteristics of all the rubber buckets are:
 - Highly versatile product for construction professionals. Ideal for mixing cement and mortar, carrying materials, waste disposal, etc.
 - Optimal performance at low temperatures: highly resistant to -60° C.
 - Excellent resistance to impact. Greater durability.
 - Made with recycled materials. 100% recyclable.
 - Very hard and robust components.
 - Stackable. Saving space in storage and transit.
 - Easy to clean.



RUBBER BUCKET WITH GRADUATION NO.4 "RUBBERBUCK" (10 L.)

- Embossed scale.
- With spout to prevent spillages when pouring.
- With reinforced rim for greater resistance.
- Highly resistant metal handle.
- Greater wall thickness (14mm). Greater resistance.
- Walls are reinforced with ribbing.



REF						
RUBBER BUCKET WITH GRADUATION & SPOUT NO.4 (10 L.)	88912	10 5/8" / 27 cm	11 1/16" / 280 mm	10 l. / 4 Lb / 2 kg	10	180



RUBBER BUCKET WITH GRADUATION NO.50 "RUBBERBUCK" (10 L.)

- With spout to prevent spillages when pouring.



REF						
RUBBER BUCKET WITH GRADUATION & SPOUT NO.50(10 L.)	88913	10" / 25 cm	11 7/16" / 290 mm	10 L. / 3.64 Lb / 1.65 kg	10	180



RUBBER BUCKET WITH SPOUT NO. 51 "RUBBERBUCK" (12 L.)

- With spout to prevent spillages when pouring.
- With reinforced rim for greater resistance.
- Highly resistant metal handle.
- Walls are reinforced with ribbing.



REF					
RUBBER BUCKET WITH SPOUT NO. 51 (12 L.)	88914	11 7/16" / 29 cm	11 1/16" / 280 mm	12 l. / 4.2 Lb / 1.9 kg	10 / 180



INDUSTRIAL BUCKET WITH GRAD., SPOUT "RUBBERBUCK" (12 L.)

- Highly resistant metal handle.
- Walls are reinforced with ribbing.



INDUSTRIAL BUCKET Nº 52 (12 L.)	REF	10 1/4" 26 cm	12" 300 mm	12	4.2 Lb 1.9 kg	10	270
	88908						



ENGLISH RUBBER BUCKET "RUBBERBUCK" (14 L.)

- Embossed scale.
- With spout to prevent spillages when pouring.
- With reinforced rim for greater resistance.
- Wooden handle grip. Greater comfort.
- Highly resistant metal handle.
- Clear wire handle with protected ends. Does not get in the way.
- Walls are reinforced with ribbing.



ENGLISH RUBBER BUCKET (14 L.)	REF	11 7/16" 29 cm	12" 300 mm	14	4.63 Lb 2.10 kg	10	180
	88803						



RUBBER BUCKET WITH GRADUATION NO.3 "RUBBERBUCK" (15 L.)

- Embossed scale.
- Highly resistant metal handle.
- Walls are reinforced with ribbing.



RUBBER BUCKET WITH GRADUATION NO.3 (15 L.)	REF	12" 30 cm	12" 300 mm	15 l.	5.7 Lb 2.6 kg	10	180
	88911						



CANARIAN RUBBER BUCKET "RUBBERBUCK" (18 L.)

- Rounded geometry handles. Comfort.
- Wall with reinforcing ribs



CANARIAN RUBBER BUCKET WITH PLASTIC HANDLE (18 L.)	REF	14" 350 mm	11 7/16" 29 cm	18 l.	6.06 Lb 2.75 kg	10	150
	88906						

RUBI "ITALIANO" RUBBER BUCKETS

- The "Italian" model rubber buckets are particularly valued for their stability, compact size and ease of transport. In addition, their super-sized upper diameter and limited height make these models very versatile and functional buckets.
- The common characteristics of the "Italian" model buckets are:

- Optimal performance at low temperatures: highly resistant to -60° C.
- Excellent resistance to impact. Greater durability.
- Made with recycled materials. 100% recyclable.
- Very hard and robust components.
- Stackable. Saving space in storage and transit.
- Easy to clean.



"ITALIANO" RUBBER BUCKET (10 L.)

- Greater comfort during transport. Easy waste collection.
- Heavy duty metal handle.
- Wall with reinforcing ribs.



	REF						
"ITALIANO" RUBBER BUCKET (10 L.)	88916	13" 330 mm	6 11/16" 17 cm	10 l.	4.19 Lb 1.90 kg	10	200



RUBBER BUCKET "ITALIANO" WITH HANDLE (10 L.)

- Greater comfort during transport. For easy waste collection.
- Plastic handle grip. Greater comfort.
- Highly resistant metal handle.
- Walls are reinforced with ribbing.



	REF						
RUBBER BUCKET "ITALIANO" WITH HANDLE (10 L.)	88915	6 11/16" 17 cm	13" 330 mm	10 l.	4.2 Lb 1.9 kg	10	200



RUBBER BUCKET "ITALIANO" WITH FLAT SIDE & HANDLE (10 L.)

- Flat face. Greater comfort during transport. For easy waste collection.
- Plastic handle grip. Greater comfort.
- Highly resistant metal handle.
- Walls are reinforced with ribbing.



	REF						
RUBBER BUCKET "ITALIANO" WITH FLAT SIDE & HANDLE (10 L.)	88940	6 11/16" 17 cm	13" 330 mm	10 l.	4.2 Lb 1.9 kg	10	150

- High quality plastic buckets are an outstanding option due to their competitive price and light weight. The range of plastic buckets includes models with capacities of 10, 12, 15 and 22 litres.
- The common characteristics of all the plastic buckets are:
 - Made with high quality polyethylene. Greater robustness.
 - Suitable for all types of work in the construction industry as well as other industries.
 - Very thick walls for maximum strength and resistance.



ITALIANO PLASTIC BUCKET "LIGHTBUCK" (10 L.)

- Greater comfort during transport. For easy waste collection.
- Highly resistant metal handle.
- Walls are reinforced with ribbing.



	REF						
"ITALIANO" PLASTIC BUCKET (10 L.)	88770	0" - cm	0" - mm	10 l.	2 Lb 1 kg	10	600



PLASTIC BUCKET WITH GRADUATION "LIGHTBUCK" (12 L.)

- Greater comfort during transport. For easy waste collection.
- Embossed scale.
- Highly resistant metal handle.
- Walls are reinforced with ribbing.



	REF						
PLASTIC BUCKET WITH GRADUATION (12 L.)	88776	0" - cm	0" - mm	12 l.	2 Lb 1 kg	10	480



PLASTIC BUCKET WITH GRADUATION & SPOUT "LIGHTBUCK" (15 L.)

- Greater comfort during transport. For easy waste collection.
- Embossed scale.
- With spout to prevent spillages when pouring.
- With reinforced rim for greater resistance.
- Highly resistant metal handle.
- Walls are reinforced with ribbing.



	REF						
PLASTIC BUCKET WITH GRADUATION & SPOUT (15 L.)	88775	0" - cm	0" - mm	15 l.	2.6 Lb 1.2 kg	10	360



PLASTIC BUCKET MODEL 2 "LIGHTBUCK" (20 L.)

- Greater comfort during transport. Easy waste collection.
- Heavy duty metal handle
- Plastic handle. Comfort.



	REF						
PLASTIC BUCKET MODEL 2 WITH PLASTIC HANDLE (20 L.)	88772	14 9/16" 370 mm	10 5/8" 27 cm	20 l.	2 Lb 1 kg	10	360

RUBBER AND PLASTIC PRODUCTS FOR CONSTRUCTION WORKS



PROTECTED DESIGN

PLASTIC BUCKETS "HEAVY DUTY"

- Greater comfort during transport. For easy waste collection.
- Reinforced handles. Greater resistance.
- Light.



	REF						
BLACK PLASTIC BUCKET NO.3 (40 L.) HEAVY DUTY	88778	13" 33 cm	17 5/16" 440 mm	40 l.	2.4 Lb 1.1 kg	10	300

- The high quality plastic tubs are suitable for use in various industries, combine optimal resistance with good flexibility and are very lightweight. Their shape and the design of their handles means that any of the plastic tubs in this range can be carried in one hand, with no risk of breakage or fatigue.
- The common characteristics of all the plastic baskets are:
 - Made with high quality polyethylene. Greater robustness.
 - Suitable for all types of work in the construction industry as well as other industries.
 - Very thick walls for maximum strength and resistance.



PLASTIC TUBS Nº. 1 "FLEXTUB" (25 L.)

- Greater comfort during transport. For easy waste collection.



	REF						
PLASTIC TUB BLACK COLOR Nº. 1 (25 L.)	88771	12" 30 cm	14 3/16" 360 mm	25 l.	1.8 Lb 0.8 kg	10	450




PLASTIC TUB Nº. 4 "FLEXTUB" (55 L.)

- Greater comfort during transport. For easy waste collection.
- Lightweight.



	REF						
PLASTIC TUB BLACK COLOR Nº. 4 (55 L.)	88774	13" 33 cm	20 7/8" 530 mm	55 l.	3.5 Lb 1.6 kg	10	200



PLASTIC TUB Nº. 3 "FLEXTUB" (40 L.)

- Greater comfort during transport. For easy waste collection.
- Reinforced handles. Greater resistance.
- Light.

	REF						
PLASTIC TUB BLACK COLOR Nº. 3 (40 L.)	88773	13" 33 cm	17 5/16" 440 mm	40 l.	2.9 Lb 1.3 kg	10	300
PLASTIC TUB CREAM COLOR Nº. 3 (40 L.)	88723	13" 33 cm	17 5/16" 440 mm	40 l.	2.9 Lb 1.3 kg	10	300
PLASTIC TUB RED COLOR Nº. 3 (40 L.)	88726	13" 33 cm	17 5/16" 440 mm	40 l.	2.9 Lb 1.3 kg	10	300
PLASTIC TUB YELLOW COLOR Nº. 3 (40 L.)	88720	13" 33 cm	17 5/16" 440 mm	40 l.	2.9 Lb 1.3 kg	10	300
PLASTIC TUB BLUE COLOR Nº. 3 (40 L.)	88721	13" 33 cm	17 5/16" 440 mm	40 l.	2.9 Lb 1.3 kg	10	300
PLASTIC TUB GREEN COLOR Nº. 3 (40 L.)	88728	13" 33 cm	17 5/16" 440 mm	40 l.	2.9 Lb 1.3 kg	10	300
PLASTIC TUB PURPLE COLOR Nº. 3 (40 L.)	88729	13" 33 cm	17 5/16" 440 mm	40 l.	2.9 Lb 1.3 kg	10	300
PLASTIC TUB PINK COLOR Nº. 3 (40 L.)	88727	13" 33 cm	17 5/16" 440 mm	40 l.	2.9 Lb 1.3 kg	10	300
PLASTIC TUB PISTACHIO COLOR Nº. 3 (40 L.)	88725	13" 33 cm	17 5/16" 440 mm	40 l.	2.9 Lb 1.3 kg	10	300
PLASTIC TUB ORANGE COLOR Nº. 3 (40 L.)	88724	13" 33 cm	17 5/16" 440 mm	40 l.	2.9 Lb 1.3 kg	10	300
PLASTIC TUB BLUE SKY COLOR Nº. 3 (40 L.)	88722	13" 33 cm	17 5/16" 440 mm	40 l.	2.9 Lb 1.3 kg	10	300
PLASTIC TUB MALLOW COLOR Nº. 3 (40 L.)	88730	13" 33 cm	17 5/16" 440 mm	40 l.	2.9 Lb 1.3 kg	10	300





12

**SAFETY
EQUIPMENT**

PERSONAL EQUIPMENT FOR
CONSTRUCTION PROFESSIONALS



CE



PROFESSIONAL KNEE PADS

- Professional knee pads of great comfort.
- Made of absorbent material to protect against knocks and bumps of the ground.
- Its internal design is perfectly adaptable to the user's knee.
- Big leaning surface for optimum stability.
- Adjustable superior fastener.
- Conforms to EN14404.
- Protection level: 0

PROFESSIONAL KNEE PADS

REF



65915

6

CE



FLEX KNEE PADS

- Protection ergonomic flexible. Adjustable elastic band fastener.
- Professional knee pads of high comfort.
- Inner body soft materials suitable to the user.
- Flexible and resistant outer shell.
- Conforms to EN14404.
- Protection level: 1

FLEX KNEE PADS

REF



81994

6

CE



GEL DUPLEX KNEE PADS

- Professional knee pads with ergonomic design. Highly comfortable.
- Their design combines the use of hard materials to protect against impacts and uneven floors and soft materials adaptable to the user's anatomy on the inside.
- Besides protecting the user's knees thanks to the silicone gel in their inside, their studied ergonomics gives them great stability, preventing ligaments and tendons fatigue.
- Wide range of uses thanks to their design "two in one":
- Can be used together with the external rubber protection of great stability and resistance.
- With the main body only, less bulky, which allows the knee to slide without problem over smooth surfaces.
- They incorporate a double fastener, inferior and superior, easy adjustable.
- Conforms to EN14404.
- Protection level: 1

GEL DUPLEX KNEE PADS

REF



81989

6

KNEE PADS, ERGONOMIC SEAT AND CUSHION

• RANGE OF KNEE PADS AND ERGONOMIC SEAT.



GEL COMFORT KNEE PADS

- Ergonomic design professional and high comfort knee pads.
- Its design combines the use of hard materials against impacts and uneven floors and soft materials therein, adapted to the user's anatomy.
- In addition to protecting the user's knees through the use of silicone gel inside, its studied ergonomics provide them with great stability, preventing ligaments and tendons fatigue.
- They incorporate two bands Neoprene closure.
- Conforms to EN14404.
- Protection level: 1

	REF	
GEL COMFORT KNEE PADS	81998	6



KNEE CUSHION

- Polyurethane cushion for protecting the knees.
- Makes it easy to work on the floor without using knee pads.
- Its wide surface allows its use as a seat.

	REF	
KNEE CUSHION	65943	1



SR-1 ERGONOMIC SEAT

- Aluminum chassis high strength and stability.
- Allows an ergonomic position of comfort.
- Prevents injuries in knees and back.
- Adjustable seat height and angle for optimum adaptation to each use.
- Robust construction with 7 heavy duty wheels.
- Includes tray for tools and accessories.
- Ideal for flooring, parquet installation, cleaning and other operations on pavements tasks.
- Replaceable ergonomic knee.
- Maximum weight: 286 lb. (130 kg.)

	REF	
SR-1 ERGONOMIC SEAT	81999	1

CE



PROTECTIVE GOGGLES

- Field of use; Liquids and coarse dust particles.
- Mechanical resistance to particles at great speed and half energy.
- Adjustable ventilation points to prevent lens fog up.
- Conforms to EN166.

	REF	
PROTECTIVE GOGGLES	80902	6

CE



WHITE LENS GOGGLES

- Field of use: basic.
- Mechanical resistance to high speed particles, low energy.
- Extendable in length and vertically adjustable side pieces.
- Anti-scratch and anti-fog.
- UV Filter.
- Comfortable and light.
- Conforms to EN166 and EN170

	REF	
WHITE LENS GOGGLES	80918	12

CE



EAR PROTECTOR

- Comfortable and effective protection for high noise environments.
- Conforms to EN352-1.

	REF	
EAR PROTECTOR	80903	6

SAFETY EQUIPMENT

· SAFETY EQUIPMENT FOR BUILDING PROFESSIONALS.



CE



LUMBAR PROTECTOR

- Recommended to avoid low-back injuries when loading weight or maintain fixed positions.
- With vertical reinforcement in the lower-back area.
- Side devices to adjust the pressure at the time of stress.
- Available in 3 sizes: M, L and XL

	REF	
LUMBAR PROTECTOR - L (37 13/16"-40 15/16") (96-104 CM)	80913	1
LUMBAR PROTECTOR - XL (40 15/16"-44 1/8") (104-112 CM)	80914	1

GLOVES

· LATEX GLOVES FOR LOW-RISK TASKS.

CE



LATEX GLOVES

- Ideal for wet or abrasives tasks.
- For minimal risks only.
- Made of 100% latex.
- Conforms to EN420.

	REF	
LATEX GLOVES	20907	12

SPECIAL TILING SOLES

· SOLES DESIGNED FOR TILERS THAT ALLOW INCREASED CONTACT WITH THE SURFACE.



SET OF SMOOTH SOLES

- Increases contact by 100% approx.

	REF	
SET OF SMOOTH SOLES	05985	1



APP
RUBI
www.rubi.com

RUBI

SPRAY



Ref: 21911

ICROMANS BOBBA S.A.
C/da. das Indústrias, 1000 - 4700-100 Vila Verde
Tel: +351 253 21 21 21 Fax: +351 253 21 21 21
E-mail: geral@icromans.com



RUBI



13

ACCESSORIES FOR CLEANUP AND MAINTENANCE

PRODUCTS AND ACCESSORIES FOR CLEANING
AND INSTALLING CERAMIC TILE.

CLEANERS AND POLISHERS.





RC-10 CEMENT REMOVER


- Product specially made for cleaning cement, mortar, tile cement and any limestone base substance. Also suitable for spot cleaning of efflorescence (salt) on brick walls, terraces or baked tiles etc...

	REF	
RC-10 CEMENT REMOVER 5 L. (ONLY AVAILABLE FOR SPAIN, FRANCE, UK, ITALY & CUBA)	22950	2
RC-10 CEMENT REMOVER 25 L. (400 L. MINIMUM ORDER.)	22960	1
RC-10 CEMENT REMOVER 200 L. CONT. (MINIMUM ORDER QUANTITIES 400L.)	22906	1



RC-11 CEMENT REMOVER (METAL SAFE)

- Product for spot cleaning cement, mortar and any kind of chalky substance based on those materials having metallic elements incorporated. For cleaning areas which have metallic elements in the vicinity (shower screens, taps, etc.) It's special formulation is designed to minimise the risk of damage to metals and prevent the formation of corrosive vapours.

	REF	
RC-11 CEMENT REMOVER (METAL SAFE) 5 L. (ONLY AVAILABLE FOR SPAIN, FRANCE, UK, ITALY & CUBA)	22951	2
RC-11 CEMENT REMOVER (METAL SAFE) 25 L. (400 L. MINIMUM ORDER.)	22811	1



RC-12 GROUT CLEANER

- Product suitable for cleaning dirt from cement-based (non-epoxy) joints in wall and floor tiles made of porcelain, glazed stoneware and ceramic tile, etc. The package's special nozzle facilitates more effective application of the product, reducing losses during application.

	REF		
RC-12 GROUT CLEANER 200 L. (400 L. MINIMUM ORDER.)	22969	1	2



RC-13 OUTDOOR CLEANER

- Produto indicado para a limpeza de fachadas de pedra natural polida, tijolo, concreto, porcelana, etc. Sua formulação especial permite uma aplicação manual simples ou por meio de lavagem a pressão de água fria. É especialmente eficaz contra a poluição e escurecimento gerado por fumos e vapores. Também pode ser aplicado como produto de limpeza para manchas de ferrugem, refrigerante, gesso, etc.

	REF		
RC-13 OUTDOOR CLEANER 25 L. (MINIMUM ORDER QUANTITIES 400L.)	22962	1	12

PRODUCTS FOR CLEANING

• 25 L. AND 200 L. PACKAGES AVAILABLE ON REQUEST, MINIMUM ORDER APPLIES (400 L.)



RC-20 GENERAL PURPOSE CLEANER

- Product for cleaning the most common surfaces (ceramic tiles, porcelain tiles, terracotta, brick, etc.) It's specially designed formula provides high effectiveness on cleaning grease and oil stains from both animal and vegetable origin. It is also effective for removing remains of old wax.

	REF	
RC-20 GENERAL PURPOSE CLEANER 25 L. (MINIMUM ORDER QUANTITIES 400L.)	22963	1
RC-20 GENERAL PURPOSE CLEANER 200 L. (MINIMUM ORDER QUANTITIES 400L.)	22970	1



RC-21 STAIN REMOVER NON-POROUS SURFACES

- Product suitable for removing all types of stains, including grease, traces of organic material and oils, such as wine, coffee, soft drinks, and even pen and marker stains. Its formula has been specially designed for surfaces with very low porosity such as porcelain tiles, glazed tiles, polished marble and granite, polished travertine and polished terrazzo, etc.

	REF	
RC-21 STAIN REMOVER NON-POROUS SURFACES 200 L. (400 L. MINIMUM ORDER.)	22993	1



RC-30 SURFACE CLEANER

- Product well suited for maintenance of all types of delicate surfaces, such as polished natural stone, ceramic stoneware in general, polished terrazzo, hydraulic mosaic, etc. Its special formulation and neutral pH allow regular maintenance of this type of surface without causing damage or impact, even when they have been waxed or buffed. Its pleasant fragrance lasts for several hours after cleaning.

	REF	
RC-30 SURFACE CLEANER 25 L. (400 L. MINIMUM ORDER.)	22964	1
RC-30 SURFACE CLEANER 200 L. (400 L. MINIMUM ORDER.)	22971	1



RC-41 PAINT REMOVER



- Produto indicado para a eliminação de todos os tipos de tintas, vernizes, adesivos, marcas de marcação e até restos de ceras, silicones e resíduos de poliuretano, numa ampla variedade de superfícies: grés porcelânico, grés rústico, grés esmaltado, pedra natural, terra cozida, tufo, ardósia, tijolos, concreto. Sua aparência gelatinosa permite uma aplicação conveniente em superfícies horizontais e verticais.

	REF	
RC-41 PAINT REMOVER 200 L. (MINIMUM ORDER QUANTITIES 400L.)	20873	1



RP-50 STAIN PROTECTOR POROUS SURFACES

- Produto hidro-oleofóbico de alta qualidade, indicado contra a protecção de todos os tipos de manchas (à base de água e à base de óleo) em superfícies de média e alta porosidade, como terra batida, tufo, tijolos, concreto, pedra natural porosa não polido, etc. Pode ser aplicado em ambientes internos e externos e, graças à sua formulação estudada, não gera filme, permitindo a correta transpiração da superfície.

	REF		
RP-50 STAIN PROTECTOR POROUS SURFACES 25 L. (MINIMUM ORDER QUANTITIES 400L.)	22967	1	12
RP-50 STAIN PROTECTOR POROUS SURFACES 200 L. (400 L. MINIMUM ORDER.)	22995	1	-



RP-51 STAIN PROTECTOR

- High quality water & oil repellent product, suitable for protection against all types of stains (both water and oil-based) on low porosity surfaces such as porcelain tiles, glazed tiles, polished marble, polished granite & polished terrazzo etc. It can be applied both indoors and outdoors.

	REF		
RP-51 STAIN PROTECTOR 25 L. (MINIMUM ORDER QUANTITIES 400L.)	22987	1	12



RW-71 LOW POROUS SURFACE WAX

- Self-shining, water based liquid wax designed to create a high gloss look on low porosity surfaces such as polished marble, travertine, polished terrazzo & slate etc. Once applied, it provides high resistance to traffic and polishing isn't required.

	REF		
RW-71 LOW POROUS SURFACE WAX 25 L. (MINIMUM ORDER QUANTITIES 400L.)	22989	1	12

PRODUCTS FOR CLEANING

• 25 L. AND 200 L. PACKAGES AVAILABLE ON REQUEST, MINIMUM ORDER APPLIES (400 L.)



RW-72 MAINTENANCE WAX



- High quality, water based liquid wax, suitable for maintenance of previously waxed surfaces (using RW-70 or RW-71 products). Reduces wear to traffic, delaying the need to conduct a new waxing process. The product can also be applied as a polish on marble, granite, polished terrazzo & crystallized tiles that have not received prior waxing.

	REF		
RW-72 MAINTENANCE WAX 25 L. (MINIMUM ORDER QUANTITIES 400L.)	22990	1	12



RO-81 CRISTALLIZER

- For use to crystallize natural and polished artificial stone surfaces (marble, terrazzo, hydraulic mosaic). For use with rotary machine which helps to achieve the ideal conditions of temperature and pressure. Its special formulation gives this type of flooring a spectacular shine.


	REF		
RO-81 CRISTALLIZER 5 L. (ONLY AVAILABLE FOR SPAIN, FRANCE, UK, ITALY & CUBA)	22957	2	-
RO-81 CRISTALLIZER 25 L. (MINIMUM ORDER QUANTITIES 400L.)	22965	1	12
RO-81 CRISTALLIZER 200 L. (MINIMUM ORDER QUANTITIES 400L.)	22972	1	2



GRAFFITI PROTECTOR

- Product formulated to protect porous surfaces against graffiti.
- It is a high-quality waxy emulsion to protect porous surfaces from paint marks. After application, the product creates a film that ensures long-lasting, effective protection. Not recommended for very shiny surfaces because it can dull the shine. Repeat the application of the protector after the graffiti marks have been removed.

	REF	
GRAFFITI PROTECTOR 25 L. (400 L. MINIMUM ORDER.)	21993	1



SUPERPRO SPONGES

- PLUS models have cuts for increased drag on the dirt.
- Ref. 20905 and 20906 available in Palbox.

	REF				
SUPERPRO SPONGE	20905	8x5 1/8x2 3/4" 20x13x7 cm	1	2	24
SUPERPRO SPONGE PLUS	20917	8x5 1/8x2 3/4" 20x13x7 cm	1	2	24
SWEEPEX SUPERPRO SPONGE	20928	7x4x2 3/4" 18x10x7 cm	3	3	24

	REF				
SWEEPEX SUPERPRO SPONGE PLUS	20932	7x4x2 3/4" 18x10x7 cm	3	3	24
MIXED SUPERPRO SPONGE	20906	8x5 1/8x2 3/4" 20x13x7 cm	4	2	24
MIXED SUPERPRO SPONGE PLUS	20918	8x5 1/8x2 3/4" 20x13x7 cm	4	2	24
MIXED SWEEPEX SUPERPRO SPONGE SPECIAL FOR JOINTS	20992	7x4x2 3/4" 18x10x7 cm	4	3	24
EPOXY CELLULOSE SUPERPRO SPONGE	22928	6 11/16x4x1 9/16" 17x10x4 cm	4	4	12
MIXED EPOXY CELLULOSE SUPERPRO SPONGE	22929	6 11/16x4x1 15/16" 17x10x5 cm	4	4	10



PRO SPONGES

- Polyurethane sponges.
- HIDRO models are highly absorbent.

	REF				
STANDARD PRO SPONGE	24966	6 11/16x4x2 3/4" 17x10x7 cm	2	1	24
HIGH ABSORPTION HIDRO PRO SPONGE	24967	6 11/16x4x2 3/4" 17x10x7 cm	3	3	24

SPONGES, FLOATS AND PADS

• COMPLETE RANGE OF SPONGES AND GROUT FLOATS FOR CLEANING AND PROTECTION OF TILES.



SPONGE FLOAT SUPERPRO

- Floats with SUPERPRO sponge for grout cleaning and finishing.
- PLUS model has cuts for increased performance in wiping away dirt.

	REF				
SPONGE FLOAT SUPERPRO	20924	11 1/16x7 11/16x1" 28x19.5x2.5 cm	1	2	10
SPONGE FLOAT SUPERPRO PLUS	20908	11 1/16x7 11/16x1" 28x19.5x2.5 cm	1	2	10



SPONGE FLOAT PRO

- Polyurethane foam floats with high absorption.
- The PLUS model has slits for increased performance drag dirt.



	REF				
SPONGE FLOAT PRO	24974	11 1/16x5 1/2x1 3/16" 28x14x3 cm	3	3	10
SPONGE FLOAT PRO PLUS	24988	11 1/16x5 1/2x1 3/16" 28x14x3 cm	3	3	10

STANDARD

SWEEPEX | HIDRO

CELLULOSE

ABRASIVE



Absorption level

SWEEPEX® is a registered trade mark.

Resistance to abrasion.





SPONGES, FLOATS AND PADS





• COMPLETE RANGE OF SPONGES AND GROUT FLOATS FOR CLEANING AND PROTECTION OF TILES.



REPLAC. SUPERPRO SPONGES 12" X 5 11/32" (30X13,5CM)

- Float sponges for cleaning and finishing tile and grout jobs. Interchangeable sponges adaptable to the ergonomic handle. (ref 22912) and secure attachment to other brands.
- Sponges available with different levels of absorption and resistance to abrasion. Comfortable and secure attachment system.
- PLUS models have cuts for increased drag on the dirt.

	REF				
FLOAT WITH REPLACEABLE SUPERPRO SPONGE	22900	12x5 5/16x1 9/16" 30x13.5x4 cm	1	2	10
FLOAT WITH REPLACEABLE SWEEPEX SUPERPRO SPONGE	22916	12x5 5/16x1 9/16" 30x13.5x4 cm	3	3	10

	REF				
REPLACEABLE SUPERPRO SPONGE	22910	12x5 5/16x1 9/16" 30x13.5x4 cm	1	2	10
REPLACEABLE SUPERPRO SPONGE PLUS	22918	12x5 5/16x1 9/16" 30x13.5x4 cm	1	2	10
REPLACEABLE ABRASIVE SUPERPRO SPONGE	22920	12x5 5/16x1 9/16" 30x13.5x4 cm	4	2	10
REPLACEABLE EPOXY CELLULOSE SUPERPRO SPONGE	22932	12x5 5/16x1 3/16" 30x13.5x3 cm	4	4	10
REPLACEABLE SWEEPEX SUPERPRO SPONGE	22922	12x5 5/16x1 3/16" 30x13.5x3 cm	3	3	10
REPLACEABLE SWEEPEX SUPERPRO SPONGE PLUS	22914	12x5 5/16x1 9/16" 30x13.5x4 cm	3	3	10



HANDLE FOR INTERCHANGEABLE SPONGES AND FOAMS

- Adaptable to 12" x 5 11/32" (30 x 13.5 cm.)
- and 13 13/32" x 6 3/4" (34 x 17 cm.) SUPERPRO sponges and foam replacements.

	REF	
HANDLE FOR INTERCHANGEABLE SPONGES AND FOAMS	22912	10

SPONGES, FLOATS AND PADS

• COMPLETE RANGE OF SPONGES AND GROUT FLOATS FOR CLEANING AND PROTECTION OF TILES.



RUBBER FOAM SUPERPRO FLOAT REPLACEMENTS

- Rubber foam sponges basis for finishing and final cleanings, adaptable to ergonomic handle (Ref. 22912)
- Available with different hardness and abrasiveness rubber-foam.

	REF		
REPLACEMENT RUBBER FOAM BIG CELL SOFT-L SUPERPRO	22924	12x5 5/16x3/8" 30x13.5x1 cm	10
REPLACEMENT RUBBER FOAM SMALL CELL SOFT-S SUPERPRO	22926	12x5 5/16x3/8" 30x13.5x1 cm	10



RUBBER FOAM PLASTIC HANDLE SUPERPRO FLOATS

- For surface finishing and final cleaning.
- Ergonomic plastic handle.
- Different types of rubber foam and hardness, depending on the type of finish.

	REF		
RUBBER FOAM BIG CELL SOFT-L SUPERPRO FLOAT	72985	10x4 5/16x9/16" 25x11x1.5 cm	6
RUBBER FOAM MEDIUM CELL SOFT-M SUPERPRO FLOAT	72986	10x4 5/16x9/16" 25x11x1.5 cm	6
RUBBER FOAM SMALL CELL SOFT-S SUPERPRO FLOAT	72987	10x4 5/16x9/16" 25x11x1.5 cm	6
RUBBER FOAM SMALL CELL HARD-S SUPERPRO FLOAT	72988	10x4 5/16x9/16" 25x11x1.5 cm	6



RUBBER FOAM PRO FLOAT

- For finishing and final cleaning of surfaces.

	REF		
COARSE RUBBER FOAM PRO FLOAT 9 1/2" X 4 3/4" (24 X 12 CM.)	24970	9 7/16x4 3/4x13/16" 24x12x2 cm	10
COARSE RUBBER FOAM PRO FLOAT 11 1/32" X 5 1/2" (28 X 14 CM.)	24971	11 1/16x5 1/2x13/16" 28x14x2 cm	10
FINE RUBBER FOAM PRO FLOAT 9 1/2" X 4 3/4" (24 X 12 CM.)	24972	9 7/16x4 3/4x13/16" 24x12x2 cm	10
FINE RUBBER FOAM PRO FLOAT 11 1/32" X 5 1/2" (28 X 14 CM.)	24973	11 1/16x4 3/4x13/16" 28x12x2 cm	10



SUPERPRO SPONGE WITH BASE FOR WASHBOY

- Large area reinforced base.
- Especially for use with PLUS RUBICLEAN SUPERPRO washboy.
- Handle included (Ref.70904).
- Polyurethane Sponge

	REF				
SWEEPX SUPERPRO SPONGE WITH BASE FOR WASHBOY	20914	13 3/8x6 11/16x1 15/16" 34x17x5 cm	3	3	1
REPLACEMENT SWEEPX SUPERPRO SPONGE WITH BASE FOR WASHBOY	20919	13 3/8x6 11/16x1 15/16" 34x17x5 cm	3	3	1



SPONGES, FLOATS AND PADS

• COMPLETE RANGE OF SPONGES AND GROUT FLOATS FOR CLEANING AND PROTECTION OF TILES.



FLOAT WITH 10" (25 CM.) SUPERPRO PADS

- To clean ceramic surfaces and other materials.
- Float with three different roughness replaceable pads; soft (red), medium (blue) and hard (brown).
- Float with three very soft pads (white).
- 3 sets of pads: very soft (white), soft (red), medium (blue) and hard (brown)
- Available set of 3 pads of different roughness: soft (red), medium (blue) and hard (brown).

	REF		
FLOAT + 3 MIXED PADS	20900	10x4x1" 25x10x2.5 cm	1
FLOAT + 3 VERY SOFT PADS	20944	10x4x1" 25x10x2.5 cm	1
3 PADS REPLACEMENT SET - VERY SOFT	20971	10x4x1" 25x10x2.5 cm	1
3 PADS REPLACEMENT SET - SOFT	20972	10x4x1" 25x10x2.5 cm	1
3 PADS REPLACEMENT SET - MEDIUM	20973	10x4x1" 25x10x2.5 cm	1
3 PADS REPLACEMENT SET - HARD	20974	10x4x1" 25x10x2.5 cm	1
3 PADS REPLACEMENT SET - SOFT/MEDIUM/HARD	20902	10x4x1" 25x10x2.5 cm	1



FELT PRO FLOAT

- To clean ceramic surfaces and other materials.

	REF		
FELT PRO FLOAT	24975	9 7/16x4 3/4x3/8" 24x12x1 cm	10



SPRAYER

- For easy application of cleaning and protection products.

	REF	
SPRAYER 0.19 GL. (0,75 CL.)	21911	6

WASHBOYS

- DIFFERENT MODEL OF WASHBOYS FOR CLEANING AWAY GROUT OR FINAL CLEAN OF TILING JOB.



RUBICLEAN TRIPLE SUPERPRO

- Plastic washboy, lightweight and high resistance.
- Equipped with 3 spiral rollers for further draining.
- Includes wheels and carrying handle.
- Capacity: 5.3 gl. (24 l.)
- Useful capacity: 2.2 gl. (10 l.)
- Dimensions: 20 7/8" x 11 1/32" x 14 9/16" (53 x 28 x 37 cm.)
- Supplied assembled and in 1 unit box.

	REF	
RUBICLEAN TRIPLE SUPERPRO WASHBOY	21995	1



RUBICLEAN SUPERPRO

- Plastic washboy, light and heavy duty, with two squeeze rollers and separation-decantation system of sewage.
- Includes wheels and carrying handle.
- Capacity: 5.3 gl. (24 l.)
- Useful capacity: 4.2 gl. (19 l.)
- Dimensions: 20 1/2" x 10 5/8" x 12" (52 x 27 x 30 cm.)
- Supplied assembled and in 1 unit case.
- Available in Palbox of 10 units (Ref. 69964).

	REF	
RUBICLEAN SUPERPRO WASHBOY	21998	1



RUBICLEAN EASYPRO

- Lightweight, strong plastic bucket.
- Lower grate level. Requires less water. More lightweight.
- Removable rollers. Easier cleaning.
- Metal reinforcement on the rollers. Greater resistance.
- Capacity 24 litres.

	REF	
RUBICLEAN EASYPRO WASHBOY	21945	4



RUBICLEAN PRO

- Plastic washboy with two squeeze rollers.
- Wheels built into the base.
- Capacity: 5.3 gl. (24 l.)
- Useful capacity: 3.7 gl. (17 l.)
- Dimensions: 20 1/2" x 10 5/8" x 10 1/4" (52 x 27 x 26 cm.)
- Supplied assembled and in 1 unit case.
- Available in Palbox of 12 units (Ref. 69948)

	REF	
RUBICLEAN PRO WASHBOY	25949	1



RUBICLEAN SUPERPRO 2 SET

- Consisting of:
- RUBICLEAN SUPERPRO washboy (Ref. 21998)
- Sponge float SUPERPRO (Ref. 20924)
- Termoflex rubber grout float SUPERPRO (Ref. 65976)

	REF	
RUBICLEAN SUPERPRO 2 SET	69915	1



RUBICLEAN PRO 1 SET

- Consisting of:
- RUBICLEAN PRO washboy (Ref. 25949)
- Sponge float PRO (Ref. 24974)
- Grout float PRO 11"x5"x13/32" (28x14x1cm) (Ref. 24969)

	REF	
RUBICLEAN PRO 1 SET	68902	1



RUBICLEAN PRO 2 SET

- Consisting of:
- RUBICLEAN PRO washboy (Ref. 25949)
- Float with replaceable SWEEPEX SUPERPRO sponge (Ref. 22916)
- Rubber grout float SUPERPRO (Ref. 65971)
- 45° Notched trowel 11" (28 cm) 13/32"x13/32" (10x10) (Ref. 75948)

	REF	
RUBICLEAN PRO 2 SET	69949	1



RUBI

RUBILIM

POWERFUL AND VERSATILE

Cleans, polishes, brightens, grout, crystallizes, and waxing by changing the accessory.

- 2 HP single phase motor
- 3 working speeds: 60, 120, 180 r.p.m.
- IP54.
- Handles high strength aluminum with rubber coating.
- With instant soft start and stop, maintains a large performance cleaning, polishing floors and crystallized.
- Handlebar locking system.
- Rubber wheels placed in external position for stability.
- Band incorporates neutral color bumpers to avoid staining the walls.
- Electric cord; 33 ft. (10 m.).
- Includes Polypropylene brush (Ref. 60970) and liquid tank of 2.9 gl. (13 l.).

	REF	W		RPM			
RUBILIM-50-NDS	62969	1500 W	230V/50-60Hz	60-120-180	99 Lb 45 kg	1	2

ACCESSORIES FOR ROTARY CLEANING

• ROTATING MACHINES WITH A WIDE RANGE OF ACCESSORIES FOR CLEANING AND PAVING TREATMENTS



POLYPROPYLENE BRUSH

- General cleaning

	REF	
POLYPROPYLENE BRUSH 20" (50 CM.)	60970	1



NATURAL FIBRE BRUSH

- For cleaning delicate surfaces and shining of waxes.

	REF	
NATURAL FIBRE BRUSH 20" (50 CM.)	60979	1



CARBORUNDUM BRUSH

- Special carborundum & polyamide brush for very aggressive cleaning.

	REF	
CARBORUNDUM BRUSH 20" (50 CM.)	61921	1



VULKOLAN GROUTER

- To fill the joints between tiles.
- Specially for cement based grout mortars.

	REF	
VULKOLAN GROUTER 20" (50 CM.)	60971	1
VULKOLAN GROUTER 20" (50 CM.) SPARE PART	60972	1



WEIGHT SET FOR RUBILIM-N

- Two weights of 28.6 lb. (13 kg.) in total, adaptable to RUBILIM-40-NDS and RUBILIM 50-NDS.
- Necessary to polishing and crystallized.

	REF	
WEIGHT SET FOR RUBILIM-N	61969	1


ACCESSORIES FOR ROTARY CLEANING

• ROTATING MACHINES WITH A WIDE RANGE OF ACCESSORIES FOR CLEANING AND PAVING TREATMENTS



DIAMONDIZED STRIP

- For smoothing and polishing marble, terrazzo and granite.
- Best performance 10,750 Sq. ft. (1000 m2) recommended the simultaneous use of 4 units. Use with support 60954 or 60974. 60 (green/very abrasive), 120 (black/abrasive), 220 (orange/medium), 400 (brown/soft), 800 (white/very soft)

	REF	
DIAMONDIZED STRIP - GRAIN 60	61902	4
DIAMONDIZED STRIP - GRAIN 120	61903	4
DIAMONDIZED STRIP - GRAIN 220	61904	4
DIAMONDIZED STRIP - GRAIN 400	61905	4
DIAMONDIZED STRIP - GRAIN 800	61906	4



PAD HOLDER

- Base to adapt pads, diamond strips and steel wool.

	REF	
PAD HOLDER 20" (50 CM.)	60974	1



VERY ABRASIVE PAD

- For resistant floors and aggressive cleaning

	REF	
VERY ABRASIVE PAD 20" (50 CM.)	60975	5



ABRASIVE PAD

- For standard floors and deep cleaning.

	REF	
ABRASIVE PAD 20" (50 CM.)	60976	5

ACCESSORIES FOR ROTARY CLEANING

• ROTATING MACHINES WITH A WIDE RANGE OF ACCESSORIES FOR CLEANING AND PAVING TREATMENTS



SOFT PAD

- To be used in marble and other soft surfaces.

	REF	
SOFT PAD 20" (50 CM.)	60977	5



VERY SOFT PAD

- For wax applying and cleaning delicate floors

	REF	
VERY SOFT PAD 20" (50 CM.)	60978	5



STEEL WOOL

- To crystallize surfaces of natural stone and terrazzo.
- No.1 for delicate surfaces. No. 2 for normal surfaces.
- Packaging: Bag of 4 coils of 5.5 lb. (2.5 kg.)
- Necessary to use CRYSTALLIZER liquid .

	REF	
STEEL WOOL Nº1	61916	1
STEEL WOOL Nº2	61914	1



FRANKFURT ABRASIVE STONE SUPPORT

- Support that allows the setting of 4 stones to polish type "Frankfurt".

	REF	
FRANKFURT ABRASIVE STONE SUPPORT 20" (50 CM.)	60965	1

RUBI

Building Together

RUBI

Building Together

www.rubi.com

www.rubi.com



www.rubi.com

Building
Together

TWINFLEX
TILE LEVEL
CROCETTE
Tile Spacers

RUBI

RUBI

14

PAL BOX AND DISPLAYS

INDEX BY REFERENCES



SUPERPRO SPONGE

- Contains x135 units of ref. 20905.
- Dimensions: 23" x 15" x 47" (60 x 40 x 120 cm.).

	REF	
SUPERPRO SPONGE PALBOX	69955	1



MIXED SUPERPRO SPONGE

- Contains x135 units or ref. 20906.
- Dimensions: 23" x 15" x 47" (60 x 40 x 120 cm.).

	REF	
MIXED SUPERPRO SPONGE PALBOX	69957	1



HIDRO PRO SPONGE

- Contains x160 units of ref. 24967.
- Dimensions: 23" x 15" x 42" (60 x 40 x 105 cm.).

	REF	
HIDRO PRO SPONGE PALBOX	69979	1

PAL BOX AND DISPLAYS

• PRODUCT DISPLAY UNITS FOR PLACEMENT OF PRODUCT AT SELLING POINT.



KIT DELTA LEVELLING SYSTEM 20 UN.

- Ready to use by just removing the cover.
- It contains:
- 20 DELTA Levelling System kits.
- Measurements: 60 x 40 x 105 cm.

	REF	
DELTA LEVELLING SYSTEM 1MM PAL BOX (20 UN.)	03905	1
DELTA LEVELLING SYSTEM 1,5MM PAL BOX (20 UN.)	03906	1
DELTA LEVELLING SYSTEM 2MM PAL BOX (20 UN.)	03907	1



RUBICLEAN SUPERPRO WASHBOY

- Contains x10 units of Ref. 21998
- Washboys are NOT supplied assembled.
- Dimensions: 22" x 12" x 42" (56 x 31 x 109 cm.).

	REF	
RUBICLEAN SUPERPRO TRAY PALBOX	69964	1



RUBICLEAN PRO WASHBOY

- Contains x12 units of ref. 25949
- Washboys are NOT supplied assembled.
- Dimensions: 22" x 12" x 42" (56 x 31 x 109 cm.).

	REF	
RUBICLEAN PRO TRAY PALBOX	69948	1

• VARIOUS DISPLAY UNITS TO SHOW RUBI PRODUCTS, OPTIMIZING SPACE AVAILABLE AND HELPING TO PROMOTE SALES.



GENERAL DISPLAY STAND

- Trays and shelves are optional.

	REF	
GENERAL DISPLAY 40" X 89" (100CM X 225CM)	90311	1
GENERAL DISPLAY 25" X 89" (65CM X 225CM)	90312	1
GENERAL DISPLAY 40" X 89" (100CM X 40CM) SHELF	90570	1
GENERAL DISPLAY 40" (100 CM.) TRAY	90606	1
GENERAL DISPLAY 25" X 89" (65CM X 40CM) SHELF	90571	1
GENERAL DISPLAY 25" (65 CM.) TRAY	90607	1



DISPLAY FOR RUBI MIXERS

- Display stand to hold two mixers and various mixing paddles.

	REF	
DISPLAY FOR MIXERS	90301	1



DISPLAY FOR MANUAL TILE CUTTERS

- Capacity to display 3 manual tile cutters.

	REF	
DISPLAY FOR MANUAL CUTTERS.	90305	1

DISPLAY FOR EASYGRES DRILL BITS



- Table top display for Easy Gres sets and drill bits of various diameters.

	REF	
DISPLAY STAND FOR EASYGRES DRILL BITS	90176	1

DISPLAY FOR RUBI SCORING WHEELS



- Table top display for various scoring wheels.

	REF	
DISPLAY STAND FOR SCORING WHEELS	90177	1

DISPLAY FOR RUBI DIAMOND BLADES



- Desktop Display for blade saws up to 10" (250mm).
- capacity:
- 20 blades 4 1/2", 5" (115mm,125mm)
- 10 blades of 7", 9", 10" (180mm,230mm,250mm)

	REF	
DIAMOND-BLADE DESKTOP DISPLAY	90784	1

REF	PAG	REF	PAG	REF	PAG	REF	PAG	REF	PAG	REF	PAG
01900	59	02851	217	02992	213	05904	131	13939	47	18975	39
01901	60	02852	217	02994	210	05905	131	13940	47	18980	64
01945	56	02853	217	02995	210	05906	131	13941	47	20873	251
01946	56	02854	217	03900	215	05907	131	14907	33	20900	259
01947	57	02855	217	03902	216	05908	131	14908	33	20902	259
01948	57	02856	217	03903	216	05909	131	14909	33	20905	254
01949	56	02857	216	03904	216	05910	67	14943	51	20906	254
01950	56	02858	217	03905	269	05911	131	14944	51	20907	247
01952	57	02859	207	03906	269	05917	141	14945	51	20908	255
01958	56	02860	207	03907	269	05918	141	14946	51	20914	258
01959	58	02861	207	04904	134	05919	141	14947	51	20917	254
01960	63	02862	207	04909	134	05920	141	14948	51	20918	254
01961	57	02863	207	04910	129	05921	141	14975	45	20919	258
01962	59	02864	207	04911	129	05922	142	14976	45	20924	255
01964	57	02866	217	04912	129	05961	135	14977	45	20928	254
01965	59	02867	217	04913	129	05962	135	14980	43	20932	254
01974	61	02868	217	04914	129	05963	135	14981	43	20944	259
01975	61	02869	217	04915	129	05964	135	14982	43	20971	259
01976	61	02870	217	04916	129	05965	135	14985	45	20972	259
01977	61	02890	215	04917	129	05966	135	14986	45	20973	259
01978	61	02891	215	04918	133	05967	135	14987	45	20974	259
01979	62	02892	215	04919	134	05969	135	14988	43	20992	254
01991	58	02893	215	04920	134	05972	191	14989	43	21911	260
01992	58	02894	215	04921	134	05973	101	14990	43	21945	260
01993	58	02895	215	04922	134	05974	101	15749	64	21993	253
01994	58	02901	204	04923	134	05975	54	15930	41	21995	260
01995	60	02902	205	04924	134	05976	129	15931	41	21998	260
01996	60	02903	205	04925	134	05978	135	15932	41	22811	250
02000	204	02904	206	04926	134	05979	135	17905	31	22900	256
02001	205	02905	206	04927	134	05981	135	17906	31	22906	250
02002	205	02911	204	04928	134	05982	135	17909	27	22910	256
02030	204	02912	204	04929	134	05985	247	17915	27	22912	256
02031	204	02923	207	04930	132	05988	129	17921	27	22914	256
02036	206	02924	208	04931	132	05989	129	17951	25	22916	256
02037	206	02925	208	04932	132	05990	129	17952	25	22918	256
02063	207	02926	208	04937	132	05991	129	17953	25	22920	256
02123	211	02941	214	04960	128	05992	129	17954	25	22922	256
02124	211	02946	213	04962	128	05994	129	17970	29	22924	257
02125	211	02947	213	04963	133	10607	178	17971	29	22926	257
02127	211	02948	213	04964	128	11900	35	17974	29	22928	254
02130	211	02949	213	04965	128	11901	37	18819	77	22929	254
02132	211	02950	208	04966	128	11973	35	18827	77	22932	256
02135	211	02951	208	04967	128	11974	37	18910	76	22950	250
02279	211	02952	204	04968	128	12923	64	18911	71	22951	250
02396	208	02953	205	04970	133	12924	64	18913	72	22957	253
02397	208	02954	205	04971	133	12954	35	18914	60	22960	250
02839	217	02955	206	04972	133	12955	37	18917	72	22962	250
02840	217	02956	210	04973	133	12956	35	18918	77	22963	251
02841	217	02957	210	04974	133	12957	37	18919	79	22964	251
02842	217	02972	204	04975	133	12981	52	18920	39	22965	253
02843	216	02973	205	04976	133	12986	52	18921	39	22967	252
02844	216	02974	205	04977	133	13932	47	18922	39	22969	250
02845	216	02980	213	04981	133	13934	49	18923	39	22970	251
02846	217	02981	213	04992	128	13935	49	18972	39	22971	251
02847	217	02982	213	04995	128	13937	49	18973	39	22972	253
02850	217	02989	215	04999	134	13938	49	18974	39	22987	252

INDEX BY REFERENCE

REF	PAG	REF	PAG	REF	PAG	REF	PAG	REF	PAG	REF	PAG
22989	252	26922	150	31956	116	50956	109	54975	95	61916	265
22990	253	26924	150	31958	116	50957	109	54976	95	61921	263
22993	251	26930	150	31964	119	50958	109	54977	95	61950	148
22995	252	26958	150	31965	119	50959	109	54979	95	61951	148
24949	149	26965	153	31966	122	50962	110	54991	103	61969	263
24956	97	26966	153	31967	122	50964	111	54993	103	61974	145
24958	149	30882	115	31969	122	50994	109	54994	105	61975	145
24966	254	30883	115	31972	117	50996	129	54997	91	61976	145
24967	254	30888	115	31973	117	50998	111	54998	91	61977	145
24968	178	30900	119	31974	142	50999	111	54999	105	62969	262
24969	178	30901	119	31975	117	51901	75	55903	95	62970	144
24970	258	30902	119	31978	117	51902	75	55905	95	62971	144
24971	258	30904	117	31979	142	51903	75	55906	95	62972	144
24972	258	30925	121	31980	115	51904	75	55907	95	62973	144
24973	258	30926	121	31982	115	51910	104	55938	95	62974	144
24974	255	30928	121	32903	118	51914	102	55939	95	62975	144
24975	259	30929	121	32908	118	51915	102	55941	91	62976	144
24984	53	30930	121	32922	116	51916	103	55942	91	62977	144
24985	53	30931	121	32926	116	51957	76	55943	91	62978	143
24986	149	30945	120	32928	116	51959	76	55949	95	62979	143
24988	255	30946	120	32932	118	51961	76	55989	95	62980	143
24994	152	30948	120	32933	118	52900	89	56940	99	62981	143
24995	152	30949	120	32940	114	52902	89	56948	99	62982	143
24996	152	30950	120	32970	120	52905	85	57991	102	62983	143
24998	152	30951	120	32971	120	52906	85	58850	107	62984	143
24999	152	30955	121	32972	120	52910	89	58851	107	62985	143
25900	171	30956	121	32974	120	52912	89	58852	107	62986	145
25901	171	30958	121	35518	172	52915	85	58853	107	65450	180
25902	171	30959	121	35520	172	52916	85	58854	107	65900	189
25903	171	30960	121	37116	172	52917	85	58856	107	65904	188
25905	171	30961	121	37118	172	52918	85	58857	107	65905	188
25906	171	30962	122	37258	172	52919	85	58863	107	65907	185
25907	171	30963	122	37314	172	52920	87	60202	148	65908	188
25910	115	30964	122	37316	172	52921	87	60265	148	65912	188
25912	120	30972	117	37318	172	52922	87	60965	265	65913	188
25913	120	30973	117	37320	172	52930	87	60970	263	65914	188
25915	114	30974	114	37520	172	52931	87	60971	263	65915	244
25916	114	30975	114	38211	172	52933	87	60972	263	65919	180
25917	115	30976	114	38416	172	52934	87	60974	264	65924	67
25918	115	30995	118	45434	101	52940	87	60975	264	65925	65
25925	97	30996	118	45910	96	52941	87	60976	264	65926	65
25926	97	30997	118	45911	96	52942	87	60977	265	65931	156
25927	97	31906	123	45915	96	52943	87	60978	265	65933	157
25934	120	31909	123	45916	96	52944	87	60979	263	65934	157
25938	114	31910	123	45918	96	52945	87	60991	185	65935	179
25940	149	31915	115	50903	132	54822	104	60993	203	65939	156
25942	149	31932	116	50907	137	54844	105	60994	203	65940	191
25943	151	31933	116	50917	129	54911	93	60996	166	65941	187
25944	149	31934	116	50921	136	54912	93	60997	166	65942	187
25945	97	31935	116	50936	129	54913	93	60998	185	65943	245
25946	151	31936	122	50937	136	54914	93	61902	264	65946	191
25949	261	31937	122	50938	130	54933	91	61903	264	65947	177
25955	54	31938	122	50939	108	54934	91	61904	264	65948	177
25956	54	31939	122	50944	129	54935	91	61905	264	65949	177
25963	97	31952	116	50947	137	54939	102	61906	264	65950	164
25964	97	31953	116	50953	76	54974	95	61914	265	65951	170

REF	PAG	REF	PAG	REF	PAG	REF	PAG	REF	PAG	REF	PAG
65952	65	69957	268	72911	168	75946	169	77316	172	88770	239
65954	179	69964	269	72915	165	75947	169	77318	172	88771	241
65957	184	69979	268	72917	168	75948	169	77320	172	88772	240
65958	165	70902	180	72919	168	75950	167	77418	172	88773	242
65959	165	70904	180	72941	185	75955	167	79050	172	88774	241
65960	164	70905	180	72953	186	75957	167	80902	246	88775	240
65962	184	70906	164	72954	155	75958	167	80903	246	88776	239
65963	184	70910	181	72960	184	75959	167	80913	247	88778	240
65965	170	70911	181	72961	184	75962	165	80914	247	88803	237
65966	170	70912	181	72963	180	75965	192	80918	246	88804	228
65967	170	70913	181	72980	79	75970	167	80933	187	88811	220
65968	170	70914	181	72985	257	76808	172	81989	244	88813	221
65970	178	70916	194	72986	257	76809	172	81994	244	88814	221
65971	178	70917	194	72987	257	76904	154	81998	245	88900	231
65972	178	70918	194	72988	257	76905	154	81999	245	88901	231
65973	178	70920	187	73909	181	76906	154	82960	195	88902	231
65975	178	70924	194	73911	181	76907	154	82961	195	88903	232
65976	178	70925	185	73912	181	76917	156	82963	194	88904	232
65979	187	70926	186	73913	181	76918	156	82964	195	88906	237
65980	197	70928	186	73914	181	76919	156	82980	193	88907	232
65981	197	70929	187	73973	165	76920	200	82986	193	88908	237
65982	164	70930	66	74936	168	76922	200	83942	65	88911	237
65983	165	70931	66	74937	168	76923	200	83949	107	88912	236
65984	164	70964	203	74938	168	76924	200	83991	107	88913	236
65985	164	70965	201	74940	168	76926	200	83992	177	88914	236
65986	164	71896	193	74941	168	76927	200	83993	177	88915	238
65987	165	71897	193	74942	168	76929	200	83998	177	88916	238
65988	165	71898	193	74943	168	76930	200	83999	177	88921	227
65989	164	71899	193	74947	164	76931	200	84924	179	88922	228
65990	197	71903	179	74948	164	76932	201	84925	179	88924	228
66810	184	71904	179	74957	170	76933	201	88511	226	88927	229
66811	184	71922	166	74958	170	76934	201	88513	225	88928	229
66812	184	71923	166	74959	170	76935	201	88514	224	88929	233
66813	184	71924	166	74960	170	76937	201	88515	224	88931	233
66900	189	71925	166	74961	170	76938	201	88516	225	88932	233
66904	189	71926	166	74976	170	76939	201	88517	225	88934	235
66905	188	71927	166	74980	168	76940	156	88519	226	88935	235
66906	188	71928	166	74981	168	76941	154	88520	226	88936	234
66907	188	71941	177	74982	168	76942	154	88522	224	88937	230
66910	188	71943	177	75012	172	76943	154	88523	225	88938	230
66924	191	71944	177	75014	172	76944	154	88570	234	88940	238
66929	78	71947	177	75016	172	76945	156	88715	224	88941	227
66940	183	71954	192	75416	172	76946	156	88720	242	90176	271
66941	183	71967	157	75418	172	76947	168	88721	242	90177	271
66942	183	71969	157	75420	172	76970	155	88722	242	90301	270
66943	183	71970	65	75901	202	76971	155	88723	242	90305	270
66944	183	71971	195	75902	202	76972	155	88724	242	90311	270
66951	183	71974	185	75904	202	76973	155	88725	242	90312	270
66952	78	72823	179	75905	202	76974	155	88726	242	90570	270
68902	261	72824	179	75909	202	76975	155	88727	242	90571	270
68923	130	72906	168	75913	172	77116	172	88728	242	90606	270
69915	261	72907	168	75915	172	77118	172	88729	242	90607	270
69948	269	72908	168	75923	169	77258	172	88730	242	90784	271
69949	261	72909	168	75924	169	77268	172	88760	222		
69955	268	72910	168	75925	186	77314	172	88765	222		

SYMBOLY AND CERTIFICATIONS

In this catalogue to provide reader's with the maximum amount of information and to be as clearly as possible, we have used the following symbols:

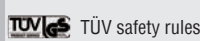
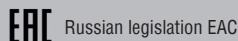
	2+1 years warranty		Adjustable flow		Cut Length		Mixing capacity		Metallic
	2+3 years warranty		Smart Power		Tip-up table for mitring		Regulable		Reinforced Handle
	2 year warranty		Soft		Stainless steel table		Max Height of the head		Flexible
	Units per pallet		MAGNET		INCH/MM. ruler		Rod's head diametre		Comfort
	Units per box		Cutting height		Tip-up table for mitring		Brushless motor		Spout to prevent spillages
	Net weight without packaging		Separator power		Repetitive cuts		LI-ION Battery		UV Ray Resistant
	Gross weight		Fixed separator		Foldable head		Wide notched trowel		Reinforced
	With carrying case		Mobile separator		Angular measurement		Notched height trowel		Strong
	Weight with carrying case		Repetitive cuts		Plunge Effect		Notched Radius Trowel		Embossed Scale
	Power supply		45° cuts		Folding legs		Trowel length		Smokeless
	Revolutions per minute		Base accessory		Mobile cart		Trowel width		Recycled Tyre Rubber
	Watts		Angular measuring		Level		Bags per box		Light
	Cutting length		Dual reinforced guide		Laser		N° tile spacers per bag		Antishock
	Diagonal cutting length		PURE POWER		Wet cutting		Tile spacers for box		Easy Use
	Cutting height		One Hand Action		Dry cutting		Sponge size		Reduced dust and noise
	Separator power		Ergo Trolley Included		With blade		Absorption level (1-4)		Easy Cleaning
	Mitre cutting length		Back Pack Optional		Outside diameter		Resistance to abrasion (1-4)		Height of bucket
	Miter Thickness cut		Self-adjusting Bearings		Inside diameter		45°		Bottom diameter
	Maximum cutting thickness - 1 stroke or 2 strokes Length Width Height (machine overall dimensions)		Zero Dust		Disc segment high		Resistant to extreme temperatures		Top diameter
	Wall chaser effect		1 hour of continuous work maximum, recommended by TNO		Segment Thickness		Hardness and Robustness		Useable height
	Cut length with saw effect		3 hours of continuous work maximum, recommended by TNO		Maximum drill length		Recycled material		C3 system
	Germans Boada SA and its subsidiaries comply with the Directive 2002/96/EC on waste electrical and/or electronic and Directive 2002/95/EC on the restriction of certain substances in their manufacture, applying the law of each member state according to EEC your specific criteria. (WEEE, WEEE, ECORAE, etc ...) (RoHS).		Power		Fast-in		Easy		Energy System

Note: Any reproduction of all or part of this catalogue without prior approval of Germans Boada, SA is forbidden

Images are for illustration purposes and may change without notice.

*The gross weight of some electrical machines may vary depending on the type of pallet and carton type used in packaging.

**Any manipulation or modification of machine voids the warranty. Our warranty covers defects in manufacturing or assembly in accordance with the applicable law.



RUK : Ref. 92071
 OCEAN : Ref. 92073
 EXPORT : Ref. 92072
 SRT : Ref. 92074



GERMANS BOADA S.A.
Pol. Can Rosés,
Avda. Olimpíades 89-91, P.O.BOX 14
08191 RUBI (Barcelona) SPAIN
T. 34 936 80 65 00
F. 34 936 80 65 01
gboada@rubi.com

GERMANS BOADA S.A. MADRID
Marie Curie, 7, edif. B, bajos 7
28521 Rivas Vaciamadrid - SPAIN
T. 34 914 99 48 63
F. 34 914 99 48 70
gboada.madrid@rubi.com

Building Together

PT LUSARUBI Lda.
Estrada de Coselhas,
Lote 21/22 R/C Dto.
3000-125 COIMBRA - PORTUGAL
T. 351 239 492 430
F. 351 239 492 431
lusarubi@rubi.com

FR RUBI FRANCE S.A.R.L.
Immeuble Oslo
19 Avenue de Norvège
91953 LES ULIS - FRANCE
T. 33 1 69 18 17 85
F. 33 1 69 18 17 89
rubifrance@rubi.com

US RUBI TOOLS USA Inc.
10813 NW 30th Street, Suite 110
DORAL, FLORIDA 33172 USA
P. 1 305 715 9892
F. 1 305 715 9898
rubitools.usa@rubi.com

CA RUBI CANADA
T. 1866 872 7824
F. 1305 715 9898
rubicanada@rubi.com

RU RUBI ROSSIA
моб. +7 903 153 30 46
тел.: +34 936806500
факс: +34 936806501
rubirossia@rubi.com

TR RUBI TÜRKIYE
Demir Makine Ticaret Ve Sanayi Ltd. Şti.
Emekyemez Mah., Buğulu Sok. No:9a Karaköy
İstanbul - Türkiye - Turkey
T. (212) 237-2224
F. (212) 237-2252
rubiturkiye@rubi.com

DE RUBI DEUTSCHLAND GmbH
Krahnendonk 89
41066 Mönchengladbach
DEUTSCHLAND
T. 49 (0) 2161 478 12 60
F. 49 (0) 2161 478 12 69
rubideutschland@rubi.com

NL RUBI BENELUX BV.
Weidehek, 70
4824 AS BREDA
NEDERLAND
T. 31 (0) 76 57 29 200
F. 31 (0) 76 57 20 190
rubibenelux@rubi.com

CN 苏州瑞比机电科技有限公司
SUZHOU RUBI TECHNOLOGIES Co.,Ltd
苏州工业园区唯新路18号
B Block, No.18, Weixin Road,
Suzhou Industrial Park, 215122 Suzhou, China
电话: 86 (0) 512 6662 6100
传真: 86 (0) 512 6662 6101
rubitechnologies@rubi.com

IT ITALIA
T. 800 788278
F. 800 788279
commerciale@rubi.com

IN RUBI INDIA
Andheri Kurla Road, Andheri (East)
Mumbai-400059, India.
T. +91 22 67587457 60
rubiwestindia@rubi.com

MA RUBI MAROC
Indusmat S.A.R.L
1075, Bd. Mohamed VI Rés. Fath Zhar
MAGASIN: 103 - Casablanca
Maroc - Morocco
T. +212 22.37.80.22
F. +212 22.97.80.49
rubimaroc@rubi.com

GB RUBI UK LTD.
Units 16 & 17, Easter Park,
Ferry Lane
Rainham, Essex
RM13 9BP - UNITED KINGDOM
P. 44 (0) 1708559609
F. 44 (0) 1708553813
rubiuk@rubi.com

PL RUBI POLSKA Sp. z o.o.
ul. Karczunkowska 43
02-871 Warszawa
POLSKA
T. +48 (0) 226 44 51 61
F. +48 (0) 226 44 58 45
rubipolska@rubi.com

MX GERMANS BOADA MEXICO SA DE CV.
Av. Industria Moderna #2001 Bodega 82,
El Cerrito, CP 76240,
El marqués, QRO
T: +52 55 5592 4907
T: +52 55 5592 5386
mexico@rubi.com

CO RUBI COLOMBIA
Cra. 11a #94-56, Oficina 501
Bogotá D.C. COLOMBIA
T. (+ 571) 749 85 08

CL RUBI CHILE
GERMANS BOADA S.A.
Los Militares # 5620, Oficina 1503
Los Condes (Santiago de Chile) CHILE
T. (56-2) 2 933 74 92
rubichile@rubi.com



www.rubi.com

